



ThinkPad[®]
Ultrabay[™] Plus Cradle for the
WorkPad c500 Series
User's Guide

OPTIONS
by IBM



ThinkPad[®]
Ultrabay[™] Plus Cradle for the
WorkPad c500 Series
User's Guide

CAUTION

Before installing this product, read the ThinkPad System *Safety Booklet*.

Note

Be sure to keep your proof of purchase, because it might be required for warranty services. (See "Appendix B. Product warranty and notices" on page 3-3.)

First Edition (August 2001)

The following paragraph does not apply to the United Kingdom or any country where such provisions are inconsistent with local law:

INTERNATIONAL BUSINESS MACHINES CORPORATION PROVIDES THIS PUBLICATION "AS IS" WITHOUT ANY WARRANTY OF ANY KIND, EITHER EXPRESS OR IMPLIED, INCLUDING, BUT NOT LIMITED TO, THE LIMITED WARRANTIES OF MERCHANTABILITY OR FITNESS FOR A PARTICULAR PURPOSE. Some states do not allow disclaimers or express or implied warranties in certain transactions; therefore, this statement may not apply to you.

This publication could include technical inaccuracies or typographical errors. Changes are periodically made to the information herein; these changes will be incorporated in new editions of the publication. IBM may make improvements or changes in the products or the programs described in this publication at any time.

It is possible that this publication may contain reference to, or information about, IBM products (machines and programs), programming, or services that are not announced in your country. Such references or information must not be construed to mean that IBM intends to announce such IBM products, programming, or services in your country.

Requests for technical information about IBM products should be made to your IBM authorized dealer or your IBM marketing representative.

© Copyright International Business Machines Corporation 2001. All rights reserved.
US Government Users Restricted Rights - Use, duplication or disclosure restricted by GSA ADP Schedule Contract with IBM Corp.

Contents

Part 1. Using the ThinkPad Ultrabay Plus Cradle for the WorkPad c500

Series	1-1
Product registration	1-1
Product description	1-1
Installation requirements.	1-1
Installing the Cradle	1-2
Installing the WorkPad Palm DeskTop software	1-3

Using the ThinkPad Ultrabay Plus Cradle for the WorkPad c500 Series

(Translate)	2-1
Product registration	2-1
Product service and warranty information	2-1
Product description	2-1
Installation requirements.	2-1
Installing the Cradle	2-2
Installing the WorkPad Palm DeskTop software	2-3

Part 2. Appendixes 3-1

Appendix A. Help and service information	3-1
Online technical support.	3-1
Telephone technical support	3-1
Appendix B. Product warranty and notices	3-3
IBM Statement of Limited Warranty	3-3
Notices	3-13
Trademarks.	3-14
Federal Communications Commission (FCC) statement	3-15

Part 1. Using the ThinkPad Ultrabay Plus Cradle for the WorkPad c500 Series

Product registration

Thank you for purchasing your product from OPTIONS by IBM®. Please take a few moments to register your product and provide us with information that will help IBM to better serve you in the future. Your feedback is valuable to us in developing products and services that are important to you, as well as in developing better ways to communicate with you. Register your option on the IBM Web site at:

www.ibm.com/pc/register

IBM will send you information and updates on your registered product unless you indicate on the Web site questionnaire that you do not want to receive further information.

Product description

The *ThinkPad Ultrabay Plus Cradle for the WorkPad c500 Series* (hereafter called the *Cradle*) is installed on the ThinkPad Ultrabay Plus Device Carrier and serves as a base for WorkPad.

This option kit includes the following:

- Ultrabay Plus Cradle for the WorkPad c500 Series

Installation requirements

To install the Cradle, you must have the following:

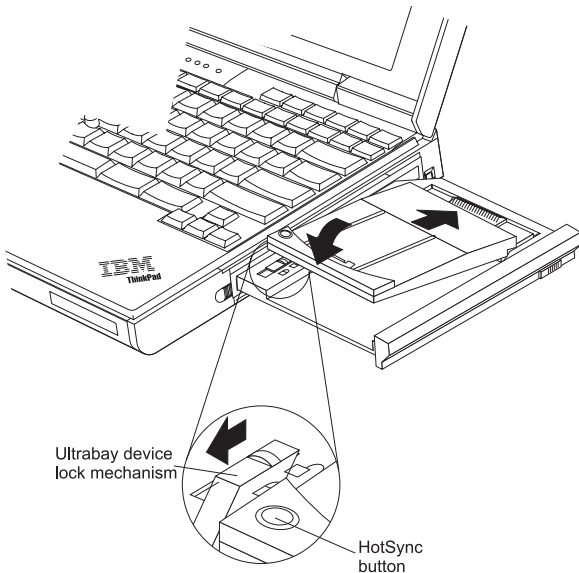
1. A ThinkPad computer with a drive bay for attaching Ultrabay Plus devices.
2. A ThinkPad Ultrabay Plus Device Carrier, installed in the drive bay.
3. Windows 98, Windows Me, Windows 2000, or Windows XP operating system.
4. WorkPad Palm DeskTop software: You need to install the software by using the CD-ROM included in the WorkPad kit. Follow the instructions given in the user's guide for the WorkPad.

Installing the Cradle

Because the Cradle has to be connected to the connector of the ThinkPad Ultrabay Plus Device Carrier, install the Device Carrier first, following the instructions in the user's guide for the ThinkPad Ultrabay Plus Device Carrier.

After installing the Device Carrier into the drive bay, do as follows:

1. Remove the Ultrabay Plus device connector protection cap from the Device Carrier.
2. Plug the Cradle connector to the Ultrabay Plus device connector of the Device Carrier. See the diagram below.
3. Press down the Cradle, and then slide the Ultrabay device lock mechanism backward to lock the Cradle.
4. The Cradle has a "HotSync" button like the one on the HotSync cradle that came with your WorkPad. See your WorkPad user's guide for details on the operation and function of the button.



Note: If your ThinkPad computer is operated by battery power and the Cradle and the WorkPad are attached to the computer, the WorkPad is charged from the battery. This shortens the length of time that the computer can operate by battery power.

Installing the WorkPad Palm DeskTop software

The first time you connect the WorkPad to the ThinkPad computer through the drive bay, you need to install the WorkPad Palm DeskTop software. Follow the instructions in the user's guide for the WorkPad.

If you have already installed the WorkPad Palm DeskTop software and used WorkPad with the USB cradle, you do not need to install this software again.

Utilisation du Socle ThinkPad Ultrabay Plus pour WorkPad c500 Series

Enregistrement de votre option

Merci d'avoir choisi une OPTION IBM. Prenez le temps de l'enregistrer et de fournir les informations qui aideront IBM à mieux vous servir ultérieurement. Vos commentaires sont pris en compte pour le développement de produits et services, tout en permettant d'établir une meilleure communication avec vous. Enregistrez votre option sur le site Web IBM à l'adresse suivante :

<http://www.ibm.com/pc/register>

IBM vous fera automatiquement parvenir des informations et les mises à niveau relatives au produit enregistré, sauf si vous précisez sur le questionnaire que vous ne le souhaitez pas.

Informations relatives à la garantie et à la maintenance de votre option

Pour obtenir des informations sur le support technique, sur les heures d'accès au support et sur les dispositions, consultez les encarts ci-joints ou contactez votre revendeur IBM ou votre partenaire commercial IBM.

Description produit

Le Socle *ThinkPad Ultrabay Plus* (ci-après appelé *Socle*) est installé sur le support d'unité ThinkPad Ultrabay Plus et sert de base au WorkPad.

Ce kit d'option comprend les éléments suivants :

- Socle Ultrabay Plus pour WorkPad c500 Series

Configuration requise

Pour installer le Socle, vous devez disposer des éléments suivants :

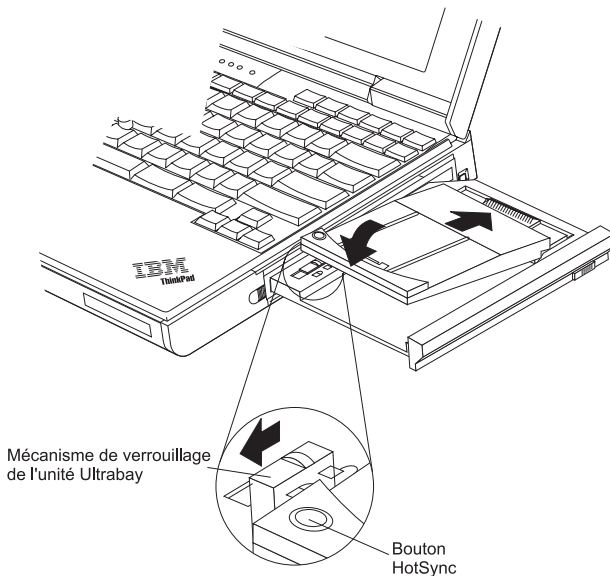
1. Ordinateur ThinkPad doté d'une baie d'unité pour connecter des unités Ultrabay Plus.
2. Support d'unité ThinkPad Ultrabay Plus installé dans la baie d'unité.
3. Système d'exploitation Windows 98, Windows Me, Windows 2000 ou Windows XP
4. Logiciel WorkPad Palm DeskTop : vous devez installer ce logiciel à partir du CD-ROM fournit avec le kit WorkPad. Suivez les instructions du guide d'utilisation du WorkPad.

Installation du Socle

Le Socle devant être raccordé au connecteur du support d'unité ThinkPad Ultrabay Plus, installez d'abord ce dernier, en suivant les instructions du guide d'utilisation du support d'unité ThinkPad Ultrabay Plus.

Après l'installation du support d'unité dans la baie d'unité, procédez comme suit :

1. Retirez le cache de protection du connecteur d'unité Ultrabay Plus du support d'unité.
2. Raccordez le connecteur du Socle au connecteur d'unité Ultrabay Plus du support d'unité. Reportez-vous au graphique ci-dessous.
3. Appuyez sur le Socle et faites glisser le mécanisme de verrouillage de l'unité Ultrabay vers l'arrière pour verrouiller le Socle.
4. Le Socle possède un bouton «HotSync» similaire à celui qui se trouve sur le socle HotSync livré avec votre WorkPad. Pour plus de détails sur le fonctionnement et la fonction de ce bouton, reportez-vous au guide d'utilisation du WorkPad.



Remarque : Si votre ordinateur ThinkPad fonctionne sur batterie et que le socle et le WorkPad sont connectés à l'ordinateur, le WorkPad est

alimenté par la batterie. La durée de fonctionnement de l'ordinateur sur la batterie est, de ce fait, réduite.

Installation du logiciel WorkPad Palm DeskTop

Lorsque vous connectez le WorkPad à l'ordinateur ThinkPad via la baie d'unité pour la première fois, vous devez installer le logiciel WorkPad Palm DeskTop. Suivez les instructions du guide d'utilisation du WorkPad.

Si vous avez déjà installé ce logiciel et que vous utilisez le WorkPad avec le socle USB, vous n'avez pas besoin de réinstaller le logiciel.

Verwendung der ThinkPad Ultrabay Plus Cradle für WorkPad c500 Series

Produktregistrierung

Vielen Dank, dass Sie sich für OPTIONS by IBM® entschieden haben. Bitte nehmen Sie sich etwas Zeit, um das von Ihnen verwendete Produkt zu registrieren und uns Informationen zu geben, mit deren Hilfe wir Sie in Zukunft noch besser unterstützen können. Ihre Rückmeldung ist uns bei der Entwicklung von Produkten und Services wertvoll, die für Sie von Bedeutung sind. Außerdem hilft uns Ihre Rückmeldung, bessere Möglichkeiten zur Kommunikation mit Ihnen zu entwickeln. Registrieren Sie Ihre Systemerweiterung über die IBM Website unter folgender Adresse:

www.ibm.com/pc/register

IBM sendet Ihnen Informationen und Aktualisierungen zu Ihrem registrierten Produkt zu, es sei denn, Sie geben in dem Fragebogen auf der Website an, dass Sie keine weiteren Informationen wünschen.

Informationen zu Service- und Garantieleistungen für das Produkt

Zu technischer Unterstützung, Servicezeiten und Garantiebedingungen lesen Sie bitte die Beilage oder kontaktieren Sie Ihren IBM Händler bzw. IBM Vertriebsbeauftragten.

Produktbeschreibung

Die ThinkPad Ultrabay Plus Cradle für WorkPad c500 Series (im Folgenden *Cradle* genannt) ist auf dem ThinkPad Ultrabay Plus Device Carrier installiert und dient als Basis für das WorkPad.

Dieses Zusatzpaket beinhaltet Folgendes:

- Ultrabay Plus Cradle für WorkPad c500 Series

Installationsvoraussetzungen

Für die Installation der Cradle benötigen Sie Folgendes:

1. Einen ThinkPad mit einer Laufwerkposition, an die Sie Ultrabay Plus Devices anschließen können.
2. Einen ThinkPad Ultrabay Plus Device Carrier, der in der Laufwerkposition installiert ist.

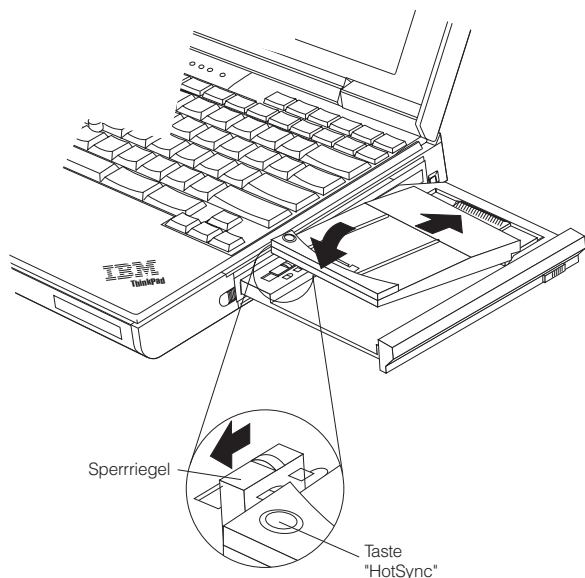
3. Windows 98, Windows Me, Windows 2000 oder Windows XP als Betriebssystem.
4. Software für WorkPad Palm DeskTop: Verwenden Sie zur Installation der Software die im WorkPad-Paket beiliegende CD-ROM. Folgen Sie den Anweisungen im Benutzerhandbuch des WorkPads.

Installation der Cradle

Da die Cradle an den ThinkPad Ultrabay Plus Device Carrier angeschlossen wird, sollten Sie zuerst den Device Carrier installieren, indem Sie den Anweisungen im Benutzerhandbuch des ThinkPad Ultrabay Plus Device Carrier folgen.

Ist der Device Carrier in der Laufwerkposition installiert, führen Sie folgende Schritte aus:

1. Entfernen Sie die Schutzkappe des Ultrabay Plus-Einheitenanschlusses vom Device Carrier.
2. Schließen Sie die Cradle an den Ultrabay Plus-Einheitenanschluss des Device Carriers an. (Siehe Grafik)
3. Drücken Sie die Cradle herunter und schieben Sie den Sperrriegel zurück, um die Cradle zu sperren.
4. Die Cradle verfügt über die Taste "HotSync", wie die HotSync-Cradle, die im Lieferumfang des WorkPads enthalten ist. Einzelheiten zur Bedienung und Funktion dieser Taste können Sie in Ihrem WorkPad-Benutzerhandbuch nachlesen.



Anmerkung:

Wenn der ThinkPad mit Batterie betrieben wird und Cradle und WorkPad an den Computer angeschlossen sind, dann wird auch WorkPad von der Batterie gespeist. Dadurch verkürzt sich die Betriebsdauer der Batterie des Computers.

Software für WorkPad Palm DeskTop

Beim erstmaligen Anschließen des WorkPads an den ThinkPad über die Laufwerkposition müssen Sie die Software für WorkPad Palm DeskTop installieren. Folgen Sie dabei den Anweisungen im Benutzerhandbuch des WorkPads.

Wenn sie die Software für WorkPad Palm DeskTop bereits installiert und WorkPad mit der USB-Cradle verwendet haben, brauchen Sie die Software nicht noch einmal zu installieren.

Utilización del Soporte de la Ultrabay Plus para WorkPad c500 Series de ThinkPad

Registro del producto

Gracias por adquirir su producto de OPTIONS de IBM®. Tómese unos minutos para registrar su producto y proporcionarnos información que ayudará a IBM a ofrecerle un mejor servicio en el futuro. Sus comentarios son valiosos en el desarrollo de productos y servicios importantes para usted, así como en el desarrollo de mejores formas de comunicación con el cliente. Registre su opción en el sitio Web de IBM en la dirección:

www.ibm.com/pc/register

IBM le enviará información y actualizaciones acerca de su producto registrado a menos que indique en el cuestionario del sitio Web que no desea recibir más información.

Información de servicio y garantía del producto

Para obtener soporte técnico, el horario de soporte y los términos y condiciones de la garantía, vea los apéndices incluidos o póngase en contacto con su distribuidor o representante de ventas de IBM.

Descripción del producto

El *Soporte de la Ultrabay Plus para WorkPad c500 Series de ThinkPad* (llamada a partir de ahora el *Soporte*) se instala en la Portadora entre dispositivos ThinkPad Ultrabay Plus y funciona como una base para WorkPad.

Este kit de opciones incluye lo siguiente:

- Soporte de la Ultrabay Plus para WorkPad c500 Series

Requisitos de instalación

Para instalar el Soporte, debe tener lo siguiente:

1. Un sistema ThinkPad con una bahía de unidad para la conexión de dispositivos de la Ultrabay Plus.
2. Una Portadora entre dispositivos ThinkPad Ultrabay Plus, instalada en la bahía de unidad.
3. Sistema operativo Windows 98, Windows Me, Windows 2000 o Windows XP.

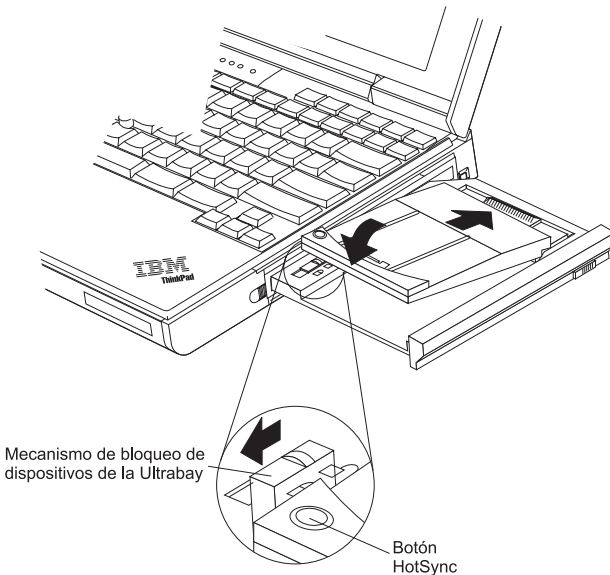
4. Software para WorkPad Palm DeskTop: Necesitará instalar el software utilizando el CD-ROM que se incluye en el kit de WorkPad. Siga las instrucciones proporcionadas en la Guía del usuario de WorkPad.

Instalación del Soporte

Puesto que el Soporte tiene que estar conectado al conector de la Portadora entre dispositivos ThinkPad Ultrabay Plus, instale la Portadora entre dispositivos en primer lugar siguiendo las instrucciones en la Guía del usuario para la Portadora entre dispositivos ThinkPad Ultrabay Plus.

Después de instalar la Portadora entre dispositivos en la bahía de unidad, efectúe lo siguiente:

1. Extraiga la tapa de protección del conector de dispositivos de la Ultrabay Plus de la Portadora entre dispositivos.
2. Enchufe el conector del Soporte al conector de dispositivos de la Ultrabay Plus de la Portadora entre dispositivos. Vea el diagrama más abajo.
3. Pulse el Soporte y, a continuación, deslice el mecanismo de bloqueo del dispositivo de la Ultrabay hacia atrás para bloquear el Soporte.
4. El Soporte tiene un botón "HotSync" como el del soporte de HotSync que se proporciona con WorkPad. Vea la Guía del usuario de WorkPad para obtener detalles acerca de la operación y funcionamiento del botón.



Nota: Si el sistema ThinkPad funciona con alimentación de la batería y el Soporte y el WorkPad están conectados al sistema, el WorkPad se cargará con energía de la batería. Esta acción acorta la duración de tiempo que el sistema puede funcionar con energía de la batería.

Instalación del software de WorkPad Palm DeskTop

La primera vez que conecte el WorkPad al sistema ThinkPad mediante la bahía de unidad, necesitará instalar el software de WorkPad Palm DeskTop. Siga las instrucciones en la Guía del usuario para el WorkPad.

Si ya ha instalado el software de WorkPad Palm DeskTop y utilizado el WorkPad con soporte USB, no necesitará volver a instalar este software otra vez.

Utilizzo di ThinkPad Ultrabay Plus Cradle per WorkPad c500 Series

Registrazione del prodotto

Grazie per aver acquistato il prodotto da OPTIONS dell'IBM®. Effettuare la registrazione del prodotto e fornire le informazioni per rendere migliore l'assistenza IBM in futuro. La collaborazione è importante per lo sviluppo dei prodotti e dei servizi, oltre allo sviluppo delle comunicazioni. Registrare l'opzione sul sito Web IBM all'indirizzo:

www.ibm.com/pc/register

L'IBM invierà le informazioni e gli aggiornamenti relativi al prodotto registrato a meno che non venga indicato nel questionario del sito web che non si desidera ricevere ulteriori informazioni.

Informazioni sulla garanzia e sul prodotto

Per il supporto tecnico, ore di supporto e i termini le condizioni di garanzia, consultare l'inserzione allegata oppure contattare il rivenditore autorizzato o il rappresentante commerciale IBM.

Descrizione del prodotto

ThinkPad Ultrabay Plus Cradle per WorkPad c500 Series (indicato come *Cradle*) è installato sul ThinkPad Ultrabay Plus Device Carrier e funge da base per WorkPad.

Questo kit di opzioni comprende quanto segue:

- Ultrabay Plus Cradle per WorkPad c500 Series

Requisiti di installazione

Per installare Cradle, è necessario disporre di:

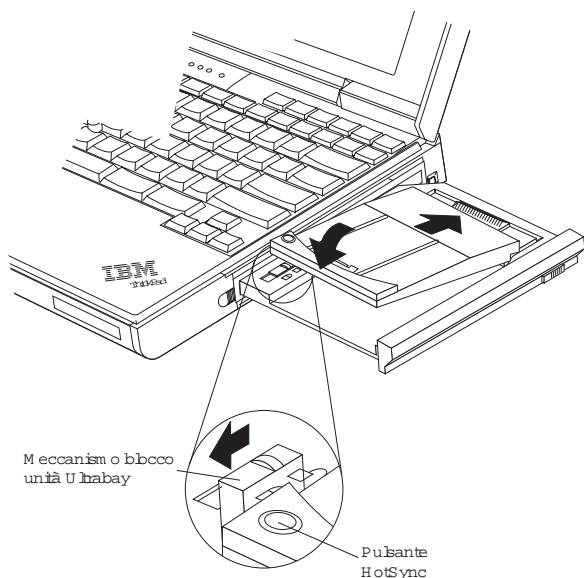
1. Un computer ThinkPad con un vano unità per collegare unità Ultrabay Plus.
2. Un ThinkPad Ultrabay Plus Device Carrier, installato nel vano unità.
3. Sistema operativo Windows 98, Windows Me, Windows 2000 o Windows XP.
4. Software WorkPad Palm DeskTop: E' necessario installare il software utilizzando il CD-ROM compreso nel kit WorkPad. Seguire le istruzioni fornite nella guida per l'utente per WorkPad.

Installazione di Cradle

Poichè Cradle deve essere collegato al connettore del ThinkPad Ultrabay Plus Device Carrier, installare prima il Device Carrier seguendo le istruzioni contenute nella guida per l'utente per il ThinkPad Ultrabay Plus Device Carrier.

Dopo aver installato il Device Carrier nel vano unità, seguire le seguenti istruzioni:

1. Rimuovere il coperchio di protezione del connettore unità Ultrabay Plus dal Device Carrier.
2. Collegare il connettore Cradle al connettore dell'unità Ultrabay Plus del Device Carrier. Consultare il diagramma sotto riportato.
3. Premere verso il basso Cradle, e far scorrere il meccanismo di blocco unità Ultrabay all'indietro per bloccare Cradle.
4. Cradle dispone di un pulsante "HotSync" come quello su HotSync cradle fornito con WorkPad. Consultare la guida per l'utente WorkPad per dettagli sull'operatività e funzionamento del pulsante.



Nota: Se il computer ThinkPad funziona con la batteria e Cradle e WorkPad sono collegati al computer, WorkPad è caricato dalla batteria. Ciò diminuisce i tempi di funzionamento del computer con la batteria.

Installazione del software WorkPad Palm DeskTop

La prima volta che si collega WorkPad a ThinkPad tramite il vano unità è necessario installare il software WorkPad Palm DeskTop. Seguire le istruzioni contenute nella guida per l'utente per WorkPad.

Se si è già installato il software WorkPad Palm DeskTop ed utilizzato WorkPad con USB cradle, non è necessario installare di nuovo questo software.

Utilizando o ThinkPad Ultrabay Plus Cradle para o WorkPad Série c500

Registro do Produto

Obrigado por adquirir os OPCIONAS da IBM®. Reserve alguns minutos para registrar seu produto e fornecer informações que ajudem a IBM a servi-lo melhor futuramente. Seu feedback é importante para desenvolvermos produtos e serviços úteis a você, bem como para desenvolvermos melhores maneiras de nos comunicarmos com você. Registre seu opcional no site da IBM na Web em:

www.ibm.com/pc/register

A IBM enviará a você informações e atualizações sobre o produto registrado, a não ser que você indique no questionário do site que não deseja receber informações adicionais.

Informações de Garantia do Produto e Serviços

Para obter suporte técnico, horas de suporte e os termos e as condições da garantia, consulte os suplementos inclusos ou entre em contato com o revendedor ou com o representante de marketing da IBM.

Descrição do Produto

O *ThinkPad Ultrabay Plus Cradle para o WorkPad Série c500* (daqui em diante chamado *Cradle*) é instalado na Portadora de Dispositivo ThinkPad Ultrabay Plus, servindo como uma base para o WorkPad.

O conjunto de opcionais inclui:

- Ultrabay Plus Cradle para o WorkPad Série c500

Requisitos de Instalação

Para instalar o Cradle, é necessário:

1. Um computador ThinkPad com um compartimento de unidade para a conexão dos dispositivos Ultrabay Plus.
2. Uma Portadora de Dispositivo ThinkPad Ultrabay Plus, instalada no compartimento de unidade.
3. Sistema operacional Windows 98, Windows Me, Windows 2000 ou Windows XP.

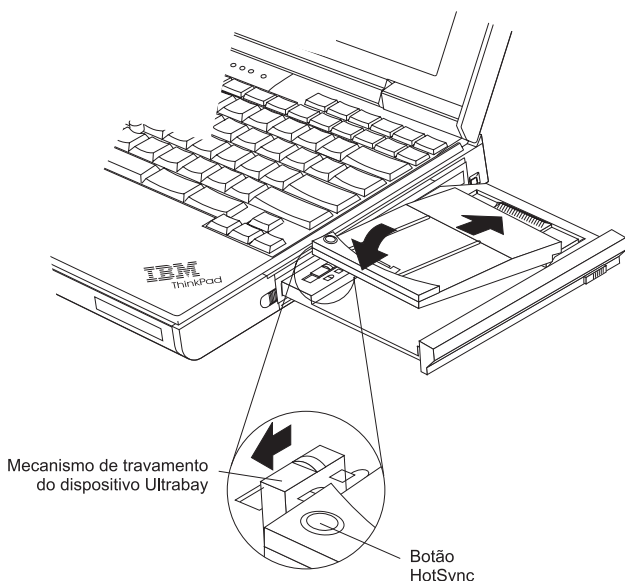
4. Software WorkPad Palm DeskTop: É necessário instalar o software utilizando o CD-ROM incluído no conjunto WorkPad. Siga as instruções fornecidas no guia do usuário do WorkPad.

Instalando o Cradle

Como o Cradle tem de ser conectado ao conector da Portadora de Dispositivo ThinkPad Ultrabay Plus, instale a Portadora de Dispositivo primeiro, seguindo as instruções no guia do usuário da Portadora de Dispositivo ThinkPad Ultrabay Plus.

Depois de instalar a Portadora de Dispositivo no compartimento de unidade, proceda da seguinte maneira:

1. Remova a tampa de proteção do conector de dispositivo Ultrabay Plus da Portadora de Dispositivo.
2. Conecte o conector do Cradle ao conector de dispositivo Ultrabay Plus da Portadora de Dispositivo. Veja o diagrama a seguir.
3. Pressione o Cradle e, sem seguida, deslize o mecanismo de travamento do dispositivo Ultrabay para trás para travar o Cradle.
4. O Cradle possui um botão "HotSync" como o único no HotSync cradle fornecido com o WorkPad. Consulte o guia do usuário do WorkPad para obter os detalhes sobre a operação e a função do botão.



Nota: Se o computador ThinkPad for operado por carga de bateria e o Cradle e o WorkPad estiverem conectados ao computador, o WorkPad será carregado a partir da bateria. Isso diminui o tempo em que o computador poderá ser operado pela carga da bateria.

Instalando o Software WorkPad Palm DeskTop

Na primeira vez que você conectar o WorkPad ao computador ThinkPad pelo compartimento de unidade, será necessário instalar o software WorkPad Palm DeskTop. Siga as instruções no guia do usuário do WorkPad.

Se você já instalou o software WorkPad Palm DeskTop e utilizou o WorkPad com o cradle USB, não será necessário instalar esse software novamente.

使用 ThinkPad Ultrabay Plus Cradle for the WorkPad c500 Series

產品登錄

感謝您購買 OPTIONS by IBM® 所提供的產品。請用一點時間為產品註冊，並且提供一些相關資訊，這將幫助 IBM 在未來提供您更好的服務。您的意見對我們的產品開發和服務十分寶貴，也促進您和我們有更良好的溝通。請在以下的 IBM 網站註冊您的選用設備：

www.ibm.com/pc/register

除非您在網站上問卷指出，您不想收到進一步的資訊，否則 IBM 會提供您所註冊的產品資訊及更新。

產品服務和保證資訊

有關技術支援、支援聯絡時間和保證條款，請參閱內附的文件或聯絡 IBM 轉銷商或 IBM 業務代表。

產品說明

ThinkPad Ultrabay Plus Cradle for the WorkPad c500 Series（以下稱為 *基座*）是安裝在 ThinkPad Ultrabay Plus 裝置轉接盒並且作為 WorkPad 的基座。

本選用設備套件包含了以下項目：

- Ultrabay Plus Cradle for the WorkPad c500 Series

安裝需求

若要安裝基座，您必須擁有以下項目：

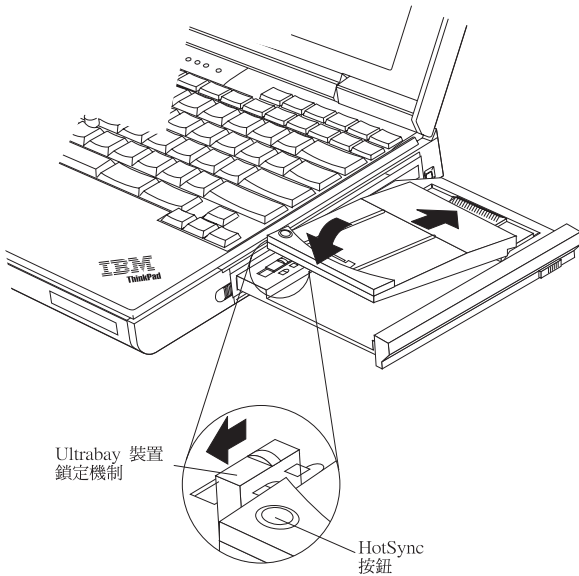
1. ThinkPad 電腦的磁碟機機槽必須可連接 Ultrabay Plus 裝置。
2. 安裝在磁碟機機槽的 ThinkPad Ultrabay Plus 裝置轉接盒。
3. Windows 98、Windows Me、Windows 2000 或 Windows XP 作業系統。
4. WorkPad Palm DeskTop 軟體：您必須使用 WorkPad 套件中的 CD-ROM 來安裝該軟體。請遵循 WorkPad 使用手冊中的說明。

安裝基座

因為基座必須連接至 ThinkPad Ultrabay Plus 裝置轉接盒的接頭，請先按照 ThinkPad Ultrabay Plus 裝置轉接盒使用手冊中的說明來安裝裝置轉接盒。

在將裝置轉接盒安裝至磁碟機機槽後，請執行以下步驟：

1. 移除裝置轉接盒上的 Ultrabay Plus 裝置接頭保護套帽。
2. 將基座接頭插入裝置轉接盒的 Ultrabay Plus 裝置接頭。請參閱以下的圖解。
3. 壓下基座，然後向後推動 Ultrabay 裝置鎖定機制，以便鎖定基座。
4. 基座上的『HotSync』按鈕與 WorkPad 隨附的 HotSync 基座類似。請參閱 WorkPad 使用手冊，以便取得操作和按鈕功能的詳細資訊。



註：如果您是使用電池中的電力來操作 ThinkPad 電腦且「基座」和 WorkPad 均已連接至電腦，此時，WorkPad 會使用電池中的電力來充電。如此一來，便會減少電腦使用電池電力的時間。

安裝 WorkPad Palm DeskTop 軟體

您必須先安裝 WorkPad Palm DeskTop 軟體，再透過磁碟機機槽將 WorkPad 連接至 ThinkPad 電腦。請遵循 WorkPad 使用手冊中的說明。

如果您已安裝了 WorkPad Palm DeskTop 軟體並且使用 WorkPad 和 USB 基座，您就不需要再一次安裝此軟體了。

ThinkPad ウルトラベイ・プラス WorkPad c500 クレードルの使用法

製品の登録

このたびは、OPTIONS by IBM® の製品をお買い上げいただきましてありがとうございます。ご使用の製品を登録して、将来のよりよいサービスのためにお客さまの情報を IBM にご提供ください。お客さまとのコミュニケーションをはかるだけでなく、お役に立つ製品やサービスを開発する上で、お客さまのご意見は大変貴重です。次の IBM Web サイト (英語) に、ご使用の製品を登録してください。

<http://www.ibm.com/jp/pc/ibmjreg/>

Web サイトで IBM からの通知が不要であると指示しない限り、ご登録いただいた製品についての情報およびアップデートを IBM からお送りします。

製品に対するサービスおよび保証の内容

本製品に対する技術的サポート、サービスの提供時間帯および保証の内容と制限については、本製品に同梱または添付の書類を参照されるか、IBM ビジネス・パートナーまたは IBM 営業担当員にお問い合わせください。

製品説明

ThinkPad ウルトラベイ・プラス WorkPad c500 クレードル (以下、クレードルと呼びます) は、ThinkPad ウルトラベイ・プラス・デバイスキャリアの上に取り付けられ、WorkPad 用のベースの役目をします。

このオプション・キットには、次のものが含まれます。

- ウルトラベイ・プラス WorkPad c500 クレードル

インストール要件

クレードルをインストールするには、次のものがが必要です。

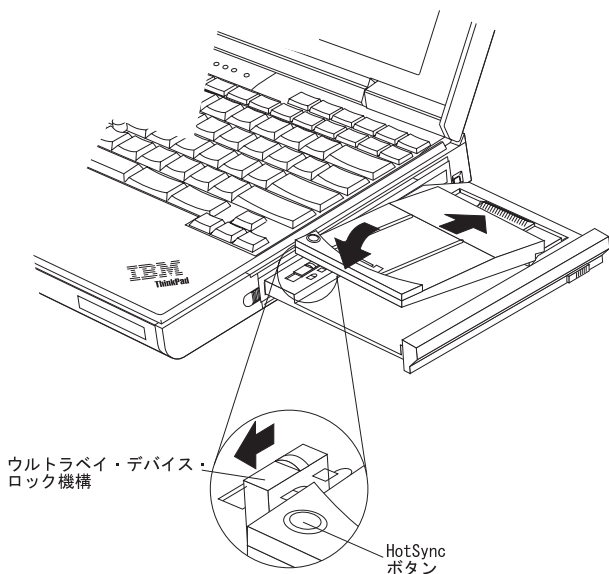
1. ウルトラベイ・プラスが装備された ThinkPad コンピューター。
2. ウルトラベイ・プラスに取り付けられた、ThinkPad ウルトラベイ・プラス・デバイスキャリア。
3. Windows 98、Windows Me、Windows 2000、または Windows XP オペレーティング・システム。
4. WorkPad Palm DeskTop ソフトウェア: ソフトウェアは、WorkPad キットに含まれる CD-ROM を使用してインストールする必要があります。WorkPad 用のユーザーズ・ガイドに示された手順に従ってください。

クレードルの取り付け

クレードルは、ThinkPad ウルトラベイ・プラス・デバイスキャリアのコネクタに接続する必要がありますので、ThinkPad ウルトラベイ・プラス・デバイスキャリア用のユーザーズ・ガイドに従って、デバイスキャリアを最初に取り付けます。

デバイスキャリアをドライブ・ベイに取り付けた後、次のようにします。

1. ウルトラベイ・プラス・デバイス・コネクタ保護キャップをデバイスキャリアから取り外します。
2. クレードル コネクタをデバイスキャリアのウルトラベイ・プラス・デバイス・コネクタに差し込みます。下の図を参照してください。
3. クレードルを押し下げてから、ウルトラベイ・デバイス・ロック機構を後方にスライドさせて、クレードルをロックします。
4. クレードルには、WorkPad に付属の HotSync クレードルに付いているような「HotSync」ボタンがあります。ボタンの操作と機能の詳細については、WorkPad ユーザーズ・ガイドを参照してください。



注: ThinkPad コンピューターがバッテリー電源によって作動しており、クレードルと WorkPad がコンピューターに接続されている場合、WorkPad はバッテリーによって充電されます。これにより、コンピューターがバッテリー電源によって作動できる時間の長さが短くなります。

WorkPad Palm DeskTop ソフトウェアのインストール

WorkPad をウルトラベイ・プラスを介して ThinkPad コンピューターに初めて接続するときに、WorkPad Palm DeskTop ソフトウェアをインストールする必要があります。WorkPad 用のユーザーズ・ガイドにある手順に従ってください。

WorkPad Palm DeskTop ソフトウェアをすでにインストールしており、USB クレードル付き WorkPad を使用したことがある場合は、このソフトウェアを再びインストールする必要はありません。

Part 2. Appendixes

This section contains information on help and service, product warranties, and notices.

Appendix A. Help and service information

This section contains information on how to obtain online and telephone technical support.

Online technical support

Online technical support is available during the life of your product. Online assistance can be obtained through the Personal Computing Support Web site and the IBM Automated Fax System.

<i>Online technical support</i>	
IBM Personal Computing Support Web Site	http://www.ibm.com/pc/support
IBM Automated Fax System	1-800-426-3395 (U.S. and Canada)

During the warranty period, assistance for replacement or exchange of defective components is available. In addition, if your IBM option is installed in an IBM computer, you might be entitled to service at your location. Your technical support representative can help you determine the best alternative.

Telephone technical support

Installation and configuration support through the HelpCenter[®] will be withdrawn or made available for a fee, at IBM's discretion, 90 days after the option has been withdrawn from marketing. Additional support offerings, including step-by-step installation assistance, are available for a nominal fee.

To assist the technical support representative, have available as much of the following information as possible:

- Option name
- Option number
- Proof of purchase
- Computer manufacturer, model, serial number (if IBM), and manual
- Exact wording of the error message (if any)
- Description of the problem
- Hardware and software configuration information for your system

If possible, be at your computer. Your technical support representative might want to walk you through the problem during the call.

For the support telephone number and support hours by country, refer to the following table. If the number is not provided, contact your IBM reseller or IBM marketing representative. Response time may vary depending on the number and nature of the calls received.

<i>Support 24 hours a day, 7 days a week</i>	
Canada (Toronto only)	416-383-3344
Canada (all other)	1-800-565-3344
U.S.A. and Puerto Rico	1-800-772-2227
All other countries	Go to http://www.ibm.com/pc/support/ , and click HelpCenter phone list

Appendix B. Product warranty and notices

This section contains the warranty period for your product and the IBM Statement of Limited Warranty.

Machine - ThinkPad Ultrabay Plus Cradle for the WorkPad c500 Series
Warranty Period* - One year

**Contact your place of purchase for warranty service information. Some IBM Machines are eligible for on-site warranty service depending on the country where service is performed.*

IBM Statement of Limited Warranty

Part 1 - General Terms

This Statement of Limited Warranty includes Part 1 - General Terms and Part 2 - Country-unique Terms. The terms of Part 2 may replace or modify those of Part 1. The warranties provided by IBM in this Statement of Limited Warranty apply only to Machines you purchase for your use, and not for resale, from IBM or your reseller. The term "Machine" means an IBM machine, its features, conversions, upgrades, elements, or accessories, or any combination of them. The term "Machine" does not include any software programs, whether pre-loaded with the Machine, installed subsequently or otherwise. Unless IBM specifies otherwise, the following warranties apply only in the country where you acquire the Machine. Nothing in this Statement of Limited Warranty affects any statutory rights of consumers that cannot be waived or limited by contract. If you have any questions, contact IBM or your reseller.

The IBM Warranty for Machines

IBM warrants that each Machine 1) is free from defects in materials and workmanship and 2) conforms to IBM's Official Published Specifications ("Specifications"). The warranty period for a Machine is a specified, fixed period commencing on its Date of Installation. The date on your sales receipt is the Date of Installation, unless IBM or your reseller informs you otherwise.

If a Machine does not function as warranted during the warranty period, and IBM or your reseller are unable to either 1) make it do so or 2) replace it with one that is at least functionally equivalent, you may return it to your place of purchase and your money will be refunded.

Extent of Warranty

The warranty does not cover the repair or exchange of a Machine resulting from misuse, accident, modification, unsuitable physical or operating environment, improper maintenance by you, or failure caused by a product for

which IBM is not responsible. The warranty is voided by removal or alteration of Machine or parts identification labels.

THESE WARRANTIES ARE YOUR EXCLUSIVE WARRANTIES AND REPLACE ALL OTHER WARRANTIES OR CONDITIONS, EXPRESS OR IMPLIED, INCLUDING, BUT NOT LIMITED TO, THE IMPLIED WARRANTIES OR CONDITIONS OF MERCHANTABILITY AND FITNESS FOR A PARTICULAR PURPOSE. THESE WARRANTIES GIVE YOU SPECIFIC LEGAL RIGHTS AND YOU MAY ALSO HAVE OTHER RIGHTS WHICH VARY FROM JURISDICTION TO JURISDICTION. SOME JURISDICTIONS DO NOT ALLOW THE EXCLUSION OR LIMITATION OF EXPRESS OR IMPLIED WARRANTIES, SO THE ABOVE EXCLUSION OR LIMITATION MAY NOT APPLY TO YOU. IN THAT EVENT, SUCH WARRANTIES ARE LIMITED IN DURATION TO THE WARRANTY PERIOD. NO WARRANTIES APPLY AFTER THAT PERIOD.

Items Not Covered by Warranty

IBM does not warrant uninterrupted or error-free operation of a Machine.

Any technical or other support provided for a Machine under warranty, such as assistance via telephone with "how-to" questions and those regarding Machine set-up and installation, will be provided **WITHOUT WARRANTIES OF ANY KIND.**

Warranty Service

To obtain warranty service for a Machine, contact IBM or your reseller. If you do not register your Machine with IBM, you may be required to present proof of purchase.

During the warranty period, IBM or your reseller, if approved by IBM to provide warranty service, provides without charge certain types of repair and exchange service to keep Machines in, or restore them to, conformance with their Specifications. IBM or your reseller will inform you of the available types of service for a Machine based on its country of installation. At its discretion, IBM or your reseller will 1) either repair or exchange the failing Machine and 2) provide the service either at your location or a service center. IBM or your reseller will also manage and install selected engineering changes that apply to the Machine.

Some parts of IBM Machines are designated as Customer Replaceable Units (called "CRUs"), e.g., keyboards, memory, or hard disk drives. IBM ships CRUs to you for replacement by you. You must return all defective CRUs to IBM within 30 days of your receipt of the replacement CRU. You are responsible for downloading designated Machine Code and Licensed Internal

Code updates from an IBM Internet Web site or from other electronic media, and following the instructions that IBM provides.

When warranty service involves the exchange of a Machine or part, the item IBM or your reseller replaces becomes its property and the replacement becomes yours. You represent that all removed items are genuine and unaltered. The replacement may not be new, but will be in good working order and at least functionally equivalent to the item replaced. The replacement assumes the warranty service status of the replaced item. Many features, conversions, or upgrades involve the removal of parts and their return to IBM. A part that replaces a removed part will assume the warranty service status of the removed part.

Before IBM or your reseller exchanges a Machine or part, you agree to remove all features, parts, options, alterations, and attachments not under warranty service.

You also agree to

1. ensure that the Machine is free of any legal obligations or restrictions that prevent its exchange;
2. obtain authorization from the owner to have IBM or your reseller service a Machine that you do not own; and
3. where applicable, before service is provided:
 - a. follow the problem determination, problem analysis, and service request procedures that IBM or your reseller provides;
 - b. secure all programs, data, and funds contained in a Machine;
 - c. provide IBM or your reseller with sufficient, free, and safe access to your facilities to permit them to fulfill their obligations; and
 - d. inform IBM or your reseller of changes in a Machine's location.

IBM is responsible for loss of, or damage to, your Machine while it is 1) in IBM's possession or 2) in transit in those cases where IBM is responsible for the transportation charges.

Neither IBM nor your reseller is responsible for any of your confidential, proprietary or personal information contained in a Machine which you return to IBM or your reseller for any reason. You should remove all such information from the Machine prior to its return.

Limitation of Liability

Circumstances may arise where, because of a default on IBM's part or other liability, you are entitled to recover damages from IBM. In each such instance, regardless of the basis on which you are entitled to claim damages from IBM (including fundamental breach, negligence, misrepresentation, or other contract

or tort claim), except for any liability that cannot be waived or limited by applicable laws, IBM is liable for no more than

1. damages for bodily injury (including death) and damage to real property and tangible personal property; and
2. the amount of any other actual direct damages, up to the charges (if recurring, 12 months' charges apply) for the Machine that is subject of the claim. For purposes of this item, the term "Machine" includes Machine Code and Licensed Internal Code.

This limit also applies to IBM's suppliers and your reseller. It is the maximum for which IBM, its suppliers, and your reseller are collectively responsible.

UNDER NO CIRCUMSTANCES IS IBM LIABLE FOR ANY OF THE FOLLOWING: 1) THIRD-PARTY CLAIMS AGAINST YOU FOR DAMAGES (OTHER THAN THOSE UNDER THE FIRST ITEM LISTED ABOVE); 2) LOSS OF, OR DAMAGE TO, YOUR RECORDS OR DATA; OR 3) SPECIAL, INCIDENTAL, OR INDIRECT DAMAGES OR FOR ANY ECONOMIC CONSEQUENTIAL DAMAGES, LOST PROFITS OR LOST SAVINGS, EVEN IF IBM, ITS SUPPLIERS OR YOUR RESELLER IS INFORMED OF THEIR POSSIBILITY. SOME JURISDICTIONS DO NOT ALLOW THE EXCLUSION OR LIMITATION OF INCIDENTAL OR CONSEQUENTIAL DAMAGES, SO THE ABOVE LIMITATION OR EXCLUSION MAY NOT APPLY TO YOU.

Governing Law

Both you and IBM consent to the application of the laws of the country in which you acquired the Machine to govern, interpret, and enforce all of your and IBM's rights, duties, and obligations arising from, or relating in any manner to, the subject matter of this Agreement, without regard to conflict of law principles.

Part 2 - Country-unique Terms

AMERICAS

BRAZIL

Governing Law: *The following is added after the first sentence:*

Any litigation arising from this Agreement will be settled exclusively by the court of Rio de Janeiro.

NORTH AMERICA

Warranty Service: *The following is added to this Section:*

To obtain warranty service from IBM in Canada or the United States, call 1-800-IBM-SERV (426-7378).

CANADA

Governing Law: *The following replaces "laws of the country in which you acquired the Machine" in the first sentence:*
laws in the Province of Ontario.

UNITED STATES

Governing Law: *The following replaces "laws of the country in which you acquired the Machine" in the first sentence:*
laws of the State of New York.

ASIA PACIFIC

AUSTRALIA

The IBM Warranty for Machines: *The following paragraph is added to this Section:*
The warranties specified in this Section are in addition to any rights you may have under the Trade Practices Act 1974 or other similar legislation and are only limited to the extent permitted by the applicable legislation.

Limitation of Liability: *The following is added to this Section:*
Where IBM is in breach of a condition or warranty implied by the Trade Practices Act 1974 or other similar legislation, IBM's liability is limited to the repair or replacement of the goods or the supply of equivalent goods. Where that condition or warranty relates to right to sell, quiet possession or clear title, or the goods are of a kind ordinarily acquired for personal, domestic or household use or consumption, then none of the limitations in this paragraph apply.

Governing Law: *The following replaces "laws of the country in which you acquired the Machine" in the first sentence:*
laws of the State or Territory.

CAMBODIA, LAOS, AND VIETNAM

Governing Law: *The following replaces "laws of the country in which you acquired the Machine" in the first sentence:*
laws of the State of New York.

The following is added to this Section:
Disputes and differences arising out of or in connection with this Agreement shall be finally settled by arbitration which shall be held in Singapore in accordance with the rules of the International Chamber of Commerce (ICC). The arbitrator or arbitrators designated in conformity with those rules shall have the power to rule on their own competence and on the validity of the

Agreement to submit to arbitration. The arbitration award shall be final and binding for the parties without appeal and the arbitral award shall be in writing and set forth the findings of fact and the conclusions of law.

All proceedings shall be conducted, including all documents presented in such proceedings, in the English language. The number of arbitrators shall be three, with each side to the dispute being entitled to appoint one arbitrator.

The two arbitrators appointed by the parties shall appoint a third arbitrator before proceeding upon the reference. The third arbitrator shall act as chairman of the proceedings. Vacancies in the post of chairman shall be filled by the president of the ICC. Other vacancies shall be filled by the respective nominating party. Proceedings shall continue from the stage they were at when the vacancy occurred.

If one of the parties refuses or otherwise fails to appoint an arbitrator within 30 days of the date the other party appoints its, the first appointed arbitrator shall be the sole arbitrator, provided that the arbitrator was validly and properly appointed.

The English language version of this Agreement prevails over any other language version.

HONG KONG AND MACAU

Governing Law: *The following replaces "laws of the country in which you acquired the Machine" in the first sentence:*

laws of Hong Kong Special Administrative Region.

INDIA

Limitation of Liability: *The following replaces items 1 and 2 of this Section:*

1. liability for bodily injury (including death) or damage to real property and tangible personal property will be limited to that caused by IBM's negligence;
2. as to any other actual damage arising in any situation involving nonperformance by IBM pursuant to, or in any way related to the subject of this Statement of Limited Warranty, IBM's liability will be limited to the charge paid by you for the individual Machine that is the subject of the claim.

JAPAN

Governing Law: *The following sentence is added to this Section:*

Any doubts concerning this Agreement will be initially resolved between us in good faith and in accordance with the principle of mutual trust.

NEW ZEALAND

The IBM Warranty for Machines: *The following paragraph is added to this Section:*
The warranties specified in this Section are in addition to any rights you may have under the Consumer Guarantees Act 1993 or other legislation which cannot be excluded or limited. The Consumer Guarantees Act 1993 will not apply in respect of any goods which IBM provides, if you require the goods for the purposes of a business as defined in that Act.

Limitation of Liability: *The following is added to this Section:*
Where Machines are not acquired for the purposes of a business as defined in the Consumer Guarantees Act 1993, the limitations in this Section are subject to the limitations in that Act.

PEOPLE'S REPUBLIC OF CHINA (PRC)

Governing Law: *The following replaces this Section:*
Both you and IBM consent to the application of the laws of the State of New York (except when local law requires otherwise) to govern, interpret, and enforce all your and IBM's rights, duties, and obligations arising from, or relating in any manner to, the subject matter of this Agreement, without regard to conflict of law principles.

Any disputes arising from or in connection with this Agreement will first be resolved by friendly negotiations, failing which either of us has the right to submit the dispute to the China International Economic and Trade Arbitration Commission in Beijing, the PRC, for arbitration in accordance with its arbitration rules in force at the time. The arbitration tribunal will consist of three arbitrators. The language to be used therein will be English and Chinese. An arbitral award will be final and binding on all the parties, and will be enforceable under the Convention on the Recognition and Enforcement of Foreign Arbitral Awards (1958).

The arbitration fee will be borne by the losing party unless otherwise determined by the arbitral award.

During the course of arbitration, this Agreement will continue to be performed except for the part which the parties are disputing and which is undergoing arbitration.

EUROPE, MIDDLE EAST, AFRICA (EMEA)

THE FOLLOWING TERMS APPLY TO ALL EMEA COUNTRIES:

The terms of this Statement of Limited Warranty apply to Machines purchased from IBM or an IBM reseller.

Warranty Service:

If you purchase an IBM Machine in Austria, Belgium, Denmark, Estonia, Finland, France, Germany, Greece, Iceland, Ireland, Italy, Latvia, Lithuania, Luxembourg, Netherlands, Norway, Portugal, Spain, Sweden, Switzerland or United Kingdom, you may obtain warranty service for that Machine in any of those countries from either (1) an IBM reseller approved to perform warranty service or (2) from IBM. If you purchase an IBM Personal Computer Machine in Albania, Armenia, Belarus, Bosnia and Herzegovina, Bulgaria, Croatia, Czech Republic, Georgia, Hungary, Kazakhstan, Kirghizia, Federal Republic of Yugoslavia, Former Yugoslav Republic of Macedonia (FYROM), Moldova, Poland, Romania, Russia, Slovak Republic, Slovenia, or Ukraine, you may obtain warranty service for that Machine in any of those countries from either (1) an IBM reseller approved to perform warranty service or (2) from IBM.

If you purchase an IBM Machine in a Middle Eastern or African country, you may obtain warranty service for that Machine from the IBM entity within the country of purchase, if that IBM entity provides warranty service in that country, or from an IBM reseller, approved by IBM to perform warranty service on that Machine in that country. Warranty service in Africa is available within 50 kilometers of an IBM authorized service provider. You are responsible for transportation costs for Machines located outside 50 kilometers of an IBM authorized service provider.

Governing Law:

The applicable laws that govern, interpret and enforce rights, duties, and obligations of each of us arising from, or relating in any manner to, the subject matter of this Statement, without regard to conflict of laws principles, as well as Country-unique terms and competent court for this Statement are those of the country in which the warranty service is being provided, except that in 1) Albania, Bosnia-Herzegovina, Bulgaria, Croatia, Hungary, Former Yugoslav Republic of Macedonia, Romania, Slovakia, Slovenia, Armenia, Azerbaijan, Belarus, Georgia, Kazakhstan, Kyrgyzstan, Moldova, Russia, Tajikistan, Turkmenistan, Ukraine, and Uzbekistan, the laws of Austria apply; 2) Estonia, Latvia, and Lithuania, the laws of Finland apply; 3) Algeria, Benin, Burkina Faso, Cameroon, Cape Verde, Central African Republic, Chad, Congo, Djibouti, Democratic Republic of Congo, Equatorial Guinea, France, Gabon, Gambia, Guinea, Guinea-Bissau, Ivory Coast, Lebanon, Mali, Mauritania, Morocco, Niger, Senegal, Togo, and Tunisia, this Agreement will be construed and the legal relations between the parties will be determined in accordance with the French laws and all disputes arising out of this Agreement or related to its violation or execution, including summary proceedings, will be settled exclusively by the Commercial Court of Paris; 4) Angola, Bahrain, Botswana, Burundi, Egypt, Eritrea, Ethiopia, Ghana, Jordan, Kenya, Kuwait, Liberia, Malawi, Malta, Mozambique, Nigeria, Oman, Pakistan, Qatar, Rwanda, Sao Tome, Saudi Arabia, Sierra Leone, Somalia, Tanzania, Uganda, United Arab

Emirates, United Kingdom, West Bank/Gaza, Yemen, Zambia, and Zimbabwe, this Agreement will be governed by English Law and disputes relating to it will be submitted to the exclusive jurisdiction of the English courts; and 5) in Greece, Israel, Italy, Portugal, and Spain any legal claim arising out of this Statement will be brought before, and finally settled by, the competent court of Athens, Tel Aviv, Milan, Lisbon, and Madrid, respectively.

THE FOLLOWING TERMS APPLY TO THE COUNTRY SPECIFIED:

AUSTRIA AND GERMANY

The IBM Warranty for Machines: *The following replaces the first sentence of the first paragraph of this Section:*

The warranty for an IBM Machine covers the functionality of the Machine for its normal use and the Machine's conformity to its Specifications.

The following paragraphs are added to this Section:

The minimum warranty period for Machines is six months. In case IBM or your reseller is unable to repair an IBM Machine, you can alternatively ask for a partial refund as far as justified by the reduced value of the unrepaired Machine or ask for a cancellation of the respective agreement for such Machine and get your money refunded.

Extent of Warranty: *The second paragraph does not apply.*

Warranty Service: *The following is added to this Section:*

During the warranty period, transportation for delivery of the failing Machine to IBM will be at IBM's expense.

Limitation of Liability: *The following paragraph is added to this Section:*

The limitations and exclusions specified in the Statement of Limited Warranty will not apply to damages caused by IBM with fraud or gross negligence and for express warranty.

The following sentence is added to the end of item 2:

IBM's liability under this item is limited to the violation of essential contractual terms in cases of ordinary negligence.

EGYPT

Limitation of Liability: *The following replaces item 2 in this Section:*

as to any other actual direct damages, IBM's liability will be limited to the total amount you paid for the Machine that is the subject of the claim. For purposes of this item, the term "Machine" includes Machine Code and Licensed Internal Code.

Applicability of suppliers and resellers (unchanged).

FRANCE

Limitation of Liability: *The following replaces the second sentence of the first paragraph of this Section:*

In such instances, regardless of the basis on which you are entitled to claim damages from IBM, IBM is liable for no more than: (items 1 and 2 unchanged).

IRELAND

Extent of Warranty: *The following is added to this Section:*

Except as expressly provided in these terms and conditions, all statutory conditions, including all warranties implied, but without prejudice to the generality of the foregoing all warranties implied by the Sale of Goods Act 1893 or the Sale of Goods and Supply of Services Act 1980 are hereby excluded.

Limitation of Liability: *The following replaces items one and two of the first paragraph of this Section:*

1. death or personal injury or physical damage to your real property solely caused by IBM's negligence; and
2. the amount of any other actual direct damages, up to 125 percent of the charges (if recurring, the 12 months' charges apply) for the Machine that is the subject of the claim or which otherwise gives rise to the claim.

Applicability of suppliers and resellers (unchanged).

The following paragraph is added at the end of this Section:

IBM's entire liability and your sole remedy, whether in contract or in tort, in respect of any default shall be limited to damages.

ITALY

Limitation of Liability: *The following replaces the second sentence in the first paragraph:*

In each such instance unless otherwise provided by mandatory law, IBM is liable for no more than:

1. (unchanged)
2. as to any other actual damage arising in all situations involving nonperformance by IBM pursuant to, or in any way related to the subject matter of this Statement of Warranty, IBM's liability, will be limited to the total amount you paid for the Machine that is the subject of the claim.

Applicability of suppliers and resellers (unchanged).

The following replaces the third paragraph of this Section:

Unless otherwise provided by mandatory law, IBM and your reseller are not liable for any of the following: (items 1 and 2 unchanged) 3) indirect damages, even if IBM or your reseller is informed of their possibility.

SOUTH AFRICA, NAMIBIA, BOTSWANA, LESOTHO AND SWAZILAND

Limitation of Liability: *The following is added to this Section:*

IBM's entire liability to you for actual damages arising in all situations involving nonperformance by IBM in respect of the subject matter of this Statement of Warranty will be limited to the charge paid by you for the individual Machine that is the subject of your claim from IBM.

UNITED KINGDOM

Limitation of Liability: *The following replaces items 1 and 2 of the first paragraph of this Section:*

1. death or personal injury or physical damage to your real property solely caused by IBM's negligence;
2. the amount of any other actual direct damages or loss, up to 125 percent of the charges (if recurring, the 12 months' charges apply) for the Machine that is the subject of the claim or which otherwise gives rise to the claim;

The following item is added to this paragraph:

3. breach of IBM's obligations implied by Section 12 of the Sale of Goods Act 1979 or Section 2 of the Supply of Goods and Services Act 1982.

Applicability of suppliers and resellers (unchanged).

The following is added to the end of this Section:

IBM's entire liability and your sole remedy, whether in contract or in tort, in respect of any default shall be limited to damages. This publication was developed for products and services offered in the U.S.A.

Notices

IBM may not offer the products, services, or features discussed in this document in other countries. Consult your local IBM representative for information on the products and services currently available in your area. Any reference to an IBM product, program, or service is not intended to state or imply that only that IBM product, program, or service may be used. Any functionally equivalent product, program, or service that does not infringe any IBM intellectual property right may be used instead. However, it is the user's responsibility to evaluate and verify the operation of any non-IBM product, program, or service.

IBM may have patents or pending patent applications covering subject matter described in this document. The furnishing of this document does not give you any license to these patents. You can send license inquiries, in writing, to:

*IBM Director of Licensing
IBM Corporation
North Castle Drive
Armonk, NY 10504-1785
U.S.A.*

The following paragraph does not apply to the United Kingdom or any country where such provisions are inconsistent with local law:

INTERNATIONAL BUSINESS MACHINES CORPORATION PROVIDES THIS PUBLICATION "AS IS" WITHOUT WARRANTY OF ANY KIND, EITHER EXPRESS OR IMPLIED, INCLUDING, BUT NOT LIMITED TO, THE IMPLIED WARRANTIES OF NON-INFRINGEMENT, MERCHANTABILITY OR FITNESS FOR A PARTICULAR PURPOSE. Some states do not allow disclaimer of express or implied warranties in certain transactions, therefore, this statement may not apply to you.

This information could include technical inaccuracies or typographical errors. Changes are periodically made to the information herein; these changes will be incorporated in new editions of the publication. IBM may make improvements and/or changes in the product(s) and/or the program(s) described in this publication at any time without notice.

IBM may use or distribute any of the information you supply in any way it believes appropriate without incurring any obligation to you.

Any references in this publication to non-IBM Web sites are provided for convenience only and do not in any manner serve as an endorsement of those Web sites. The materials at those Web sites are not part of the materials for this IBM product, and use of those Web sites is at your own risk.

Any performance data contained herein was determined in a controlled environment. Therefore, the result obtained in other operating environments may vary significantly. Some measurements may have been made on development-level systems and there is no guarantee that these measurements will be the same on generally available systems. Furthermore, some measurements may have been estimated through extrapolation. Actual results may vary. Users of this document should verify the applicable data for their specific environment.

Trademarks

The following terms are trademarks of the IBM Corporation in the United States or other countries or both:

IBM

HelpCenter
ThinkPad
Ultrabay

Microsoft, Windows and Windows NT are trademarks of Microsoft Corporation in the United States, other countries, or both.

Other company, product, and service names may be trademarks or service marks of others.

Federal Communications Commission (FCC) statement

Note: This equipment has been tested and found to comply with the limits for a Class B digital device, pursuant to Part 15 of the FCC Rules. These limits are designed to provide reasonable protection against harmful interference in a residential installation. This equipment generates, uses, and can radiate radio frequency energy and, if not installed and used in accordance with the instructions, may cause harmful interference to radio communications. However, there is no guarantee that interference will not occur in a particular installation. If this equipment does cause harmful interference to radio or television reception, which can be determined by turning the equipment off and on, the user is encouraged to try to correct the interference by one or more of the following measures:

- Reorient or relocate the receiving antenna.
- Increase the separation between the equipment and receiver.
- Connect the equipment into an outlet on a circuit different from that to which the receiver is connected.
- Consult an IBM authorized dealer or service representative for help.

Properly shielded and grounded cables and connectors must be used in order to meet FCC emission limits. Proper cables and connectors are available from IBM authorized dealers. IBM is not responsible for any radio or television interference caused by using other than recommended cables and connectors or by unauthorized changes or modifications to this equipment. Unauthorized changes or modifications could void the user's authority to operate the equipment.

This device complies with Part 15 of the FCC Rules. Operation is subject to the following two conditions: (1) this device may not cause harmful interference, and (2) this device must accept any interference received, including interference that may cause undesired operation.

Responsible party:

International Business Machines Corporation
New Orchard Road
Armonk, NY 10504
Telephone: 1-919-543-2193



Tested To Comply
With FCC Standards

FOR HOME OR OFFICE USE

Industry Canada Class B emission compliance statement

This Class B digital apparatus complies with Canadian ICES-003.

Avis de conformité a la réglementation d'Industrie Canada

Cet appareil numérique de classe B est conforme à la norme NMB-003 du Canada.

Deutsche EMV-Direktive (electromagnetische Verträglichkeit)

Zulassungbescheinigung laut dem Deutschen Gesetz über die elektromagnetische Verträglichkeit von Geräten (EMVG) vom 30. August 1995 (bzw. der EMC EG Richtlinie 89/336):

Dieses Gerät ist berechtigt in Übereinstimmung mit dem Deutschen EMVG das EG Konformitätszeichen CE zu führen. Verantwortlich für die Konformitätserklärung nach Paragraph 5 des EMVG ist die: IBM Deutschland Informationssysteme GmbH, 70548 Stuttgart.

Informationen in Hinsicht EMVG Paragraph 3 Abs. (2) 2:

Das Gerät erfüllt die Schutzanforderungen nach EN 500821 und EN 55022 Klasse B.

EN 500821 Hinweis:

“Wird dieses Gerät in einer industriellen Umgebung betrieben (wie in EN 500822 festgelegt), dann kann es dabei eventuell gestört werden. In solch einem Fall ist der Abstand bzw. die Abschirmung zu der industriellen Störquelle zu vergrößern.”

Anmerkung:

Um die Einhaltung des EMVG sicherzustellen sind die Geräte, wie in den IBM Handbüchern angegeben, zu installieren und zu betreiben.

European Union – emission directive

This product is in conformity with the protection requirements of EU Council Directive 89/366/ECC on the approximation of the laws of the Member States relating to electromagnetic compatibility.

IBM can not accept responsibility for any failure to satisfy the protection requirements resulting from a non-recommended modification of the product, including the fitting of non-IBM option cards.

This product has been tested and found to comply with the limits for Class B Information Technology Equipment according to CISPR 22/European Standard EN 55022. The limits for Class B equipment were derived for typical residential environments to provide reasonable protection against interference with licensed communication devices.

Union Européenne - Directive Conformité électromagnétique

Ce produit est conforme aux exigences de protection de la Directive 89/336/EEC du Conseil de l'UE sur le rapprochement des lois des États membres en matière de compatibilité électromagnétique.

IBM ne peut accepter aucune responsabilité pour le manquement aux exigences de protection résultant d'une modification non recommandée du produit, y compris l'installation de cartes autres que les cartes IBM.

Ce produit a été testé et il satisfait les conditions de l'équipement informatique de Classe B en vertu de CISPR22/Standard européen EN 55022. Les conditions pour l'équipement de Classe B ont été définies en fonction d'un contexte résidentiel ordinaire afin de fournir une protection raisonnable contre l'interférence d'appareils de communication autorisés.

Unione Europea - Directiva EMC (Conformidad electromagnética)

Este producto satisface los requisitos de protección del Consejo de la UE, Directiva 89/336/CEE en lo que a la legislatura de los Estados Miembros sobre compatibilidad electromagnética se refiere.

IBM no puede aceptar responsabilidad alguna si este producto deja de satisfacer dichos requisitos de protección como resultado de una modificación no recomendada del producto, incluyendo el ajuste de tarjetas de opción que no sean IBM.

Este producto ha sido probado y satisface los límites para Equipos Informáticos Clase B de conformidad con el Estándar CISPR22 y el Estándar Europeo EN 55022. Los límites para los equipos de Clase B se han establecido para entornos residenciales típicos a fin de proporcionar una protección razonable contra las interferencias con dispositivos de comunicación licenciados.

Union Europea - Normativa EMC

Questo prodotto è conforme alle normative di protezione ai sensi della Direttiva del Consiglio dell'Unione Europea 89/336/CEE sull'armonizzazione legislativa degli stati membri in materia di compatibilità elettromagnetica.

IBM non accetta responsabilità alcuna per la mancata conformità alle normative di protezione dovuta a modifiche non consigliate al prodotto, compresa l'installazione di schede e componenti di marca diversa da IBM.

Le prove effettuate sul presente prodotto hanno accertato che esso rientra nei limiti stabiliti per le apparecchiature di informatica Classe B ai sensi del CISPR 22/Norma Europea EN 55022. I limiti delle apparecchiature della Classe B sono stati stabiliti al fine di fornire ragionevole protezione da interferenze mediante dispositivi di comunicazione in concessione in ambienti residenziali tipici.

Korean B

이 기기는 가정용으로 전자파 적합등록을 기기로서

주거지역에서는 물론 모든 지역에서 사용 할 수 있습니다.

この装置は、情報処理装置等電波障害自主規制協議会（VCCI）の基準に基づくクラスB情報技術装置です。この装置は、家庭環境で使用することを目的としていますが、この装置がラジオやテレビジョン受信機に近接して使用されると、受信障害を引き起こすことがあります。
取扱説明書に従って正しい取り扱いをして下さい。

Japanese statement of compliance for products less than or equal to 20 A per phase

高調波ガイドライン適合品



Part Number: 27P2732



Printed in the United States of America
on recycled paper containing 10%
recovered post-consumer fiber.

(1P) P/N: 27P2732

