

## Supported Software

Thomas-Conrad supplies drivers that enable the TC4046 16/4 Token Ring Adapter/MC to operate in the following environments:

### ◆ Novell® NetWare®

Server and workstation drivers for NetWare 286, 386, NetWare Lite, and NetWare Requester for OS/2® workstations.

### ◆ NDIS-Compatible

Server and workstation drivers for OS/2 LAN Manager v2.0 and DOS-based workstations.

### ◆ LLC/AHI

Drivers for any LLC/AHI network, including PC LAN v1.30 servers and workstations, IBM DOS Requester, IBM Personal Communications/3270, IBM AS/400™ PC Support, and Banyan® VINES®. LLC drivers are available on request at no extra charge.

Thomas-Conrad is continually adding new drivers and improving existing drivers. A list of the currently-shipping drivers and procedures for installing them is in the *TC4046 16/4 Token Ring Adapter/MC Installation Guide*, which is included in the package with the TC4046 Token Ring Adapter/MC.

The Thomas-Conrad logo is a registered trademark of Thomas-Conrad Corporation. All other brand, company, and product names are registered trademarks or trademarks of their respective companies.

615-4046-012

November, 1992

## How To Get Help

Thomas-Conrad Technical Support is available to help you 24 hours-a-day, 7 days-a-week at (800) 334-4112.

Our bulletin board is available for technical support, drivers and installation information at (512) 836-8012, 1200/2400/4800/9600 bps, v.32 and MNP Level5; 8 data bits, 1 stop bit, no parity.



Technical support and driver information are available through CompuServe by entering **GO TCCFORUM** at any CompuServe ! prompt.

Thomas-Conrad Technical Support can also receive electronic mail. If you have access to Novell's NHUB or CompuServe's CSERVE hub, address MHS-based email to [SUPPORT@TCC](mailto:SUPPORT@TCC). To reach Technical Support via the Internet, address your mail to [support.tcc@klaven.tci.com](mailto:support.tcc@klaven.tci.com). Make sure to include your telephone number and workgroup name or Internet address.




**THOMAS • CONRAD**  
CORPORATION

1908-R Kramer Lane, Austin, Texas 78758  
24 hour Technical Support (800) 334-4112  
Sales, (800) 332-8683, (512) 836-1935  
In Canada, (800) 654-3822  
In Europe, +49 (211) 5048-781

## TC4046 16/4 TOKEN RING ADAPTER/MC

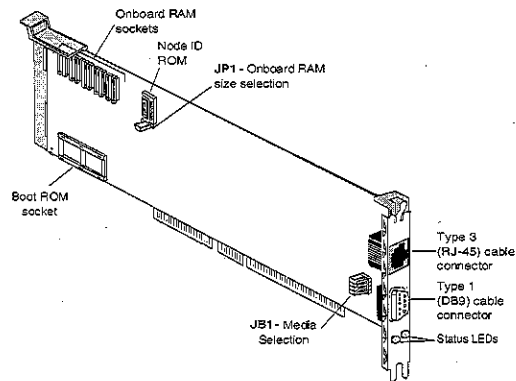
### POCKET GUIDE



**THOMAS • CONRAD**  
CORPORATION

## TC4046 Components

The figure below shows the location of the components, switches and jumpers on the TC4046 16/4 Token Ring Adapter/MC.



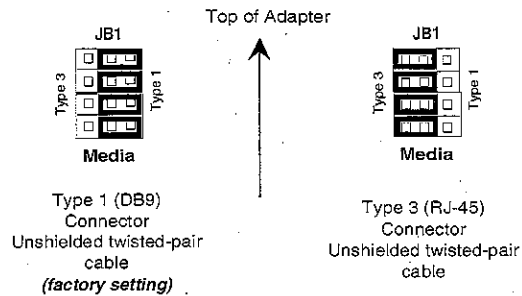
## Settings

Before installing the adapter in your computer, set the jumpers according to the figures on the next page. The jumper settings are shown at their factory defaults. Then install the TC4046 in either a 16- or 32-bit slot. The TC4046 is a 16-bit bus-mastering adapter that drives 24 address lines when it is installed in a 16-bit slot, or all 32 address lines when installed in a 32-bit slot.

To configure the TC4046, first copy the Adapter Definition File (ADF), named @0051.ADF, from the driver diskette shipped with the adapter to your computer's Reference Diskette. Then run the configuration routine.

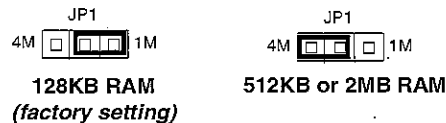
## Media Selection

The TC4046 can be set to connect to either Type 1 or Type 3 cabling. The jumper setting for each media is shown below.



## Onboard RAM Upgrade

The TC4046 is shipped with 128KB of onboard RAM. To upgrade to 512KB or 2MB, first place the shunt over the pins marked 4M on jumper JP1, as shown below. Specifications for RAM upgrade chips and detailed instructions for installing them are provided in the *TC4046 16/4 Token Ring Adapter/MC Installation Guide*, shipped with your TC4046 adapter.



## Ring Tools

The driver diskettes shipped with your TC4046 include the latest version of Ring Tools, the setup/diagnostic utility program for Thomas-Conrad token ring adapters. The Ring Tools diagnostic tests can reveal potential problems (such as hardware conflicts with other adapters, bad cabling or malfunctioning MAU port) that might prevent the adapter from initializing or functioning properly.

◆ **Ring Tools program and help files.** The Ring Tools program and help files are contained on the driver diskettes shipped with your adapter. You can run Ring Tools from the working copy of your driver diskettes or from a local hard drive.

⚠ *Since Ring Tools will disrupt your network connection, you should run Ring Tools **before** loading network drivers.*

◆ **To run Ring Tools from a local floppy drive,** Insert the working copy of your driver diskette into drive A:, switch to the directory containing the Ring Tools program and help files and type RINGTOOL.

◆ **To run Ring Tools from a local hard drive,** Copy all of the Ring Tools files into the same directory. To start the program, switch to the drive and directory in which you placed the files and type RINGTOOL.