



US00D322965S

United States Patent [19]

[11] Patent Number: **Des. 322,965**

Silverstein et al.

[45] Date of Patent: **** Jan. 7, 1992**

[54] **COMPUTER LOWER EXPANSION UNIT**

[75] Inventors: **Steven A. Silverstein; James P. Wang,**
both of Lexington, Ky.

[73] Assignee: **IBM Corporation, Armonk, N.Y.**

[**] Term: **14 Years**

[21] Appl. No.: **419,853**

[22] Filed: **Oct. 11, 1989**

[52] U.S. Cl. **D14/109**

[58] Field of Search **D14/100, 102, 103, 101,**
D14/105, 108, 109; D13/162, 184, 199;
360/97-99, 137; 361/331, 332, 380, 381,
390-395, 399, 415, 426; 312/138.1, 208

[56] **References Cited**

U.S. PATENT DOCUMENTS

- D. 249,346 9/1978 Chou et al. D14/109
- D. 270,055 8/1983 Irwin et al. D14/108 X
- D. 287,726 1/1987 Itoh et al. D14/109

- D. 300,323 3/1989 Noda et al. D14/109
- 4,134,143 1/1979 Ragle et al. 360/98.02
- 4,205,355 5/1980 Hamanaka et al. 360/99.02

Primary Examiner—Wallace R. Burke
Assistant Examiner—Freda S. Nunn
Attorney, Agent, or Firm—Mark P. Kahler

[57] **CLAIM**

The ornamental design for a computer lower expansion unit, as shown.

DESCRIPTION

FIG. 1 is a front elevational view of a computer lower expansion unit showing our new design; FIG. 2 is a top plan view thereof; FIG. 3 is a right side elevational view thereof; FIG. 4 is a left side elevational view thereof; FIG. 5 is a rear elevational view thereof; FIG. 6 is a bottom plan view thereof; and FIG. 7 is a top, front, right side perspective view thereof.

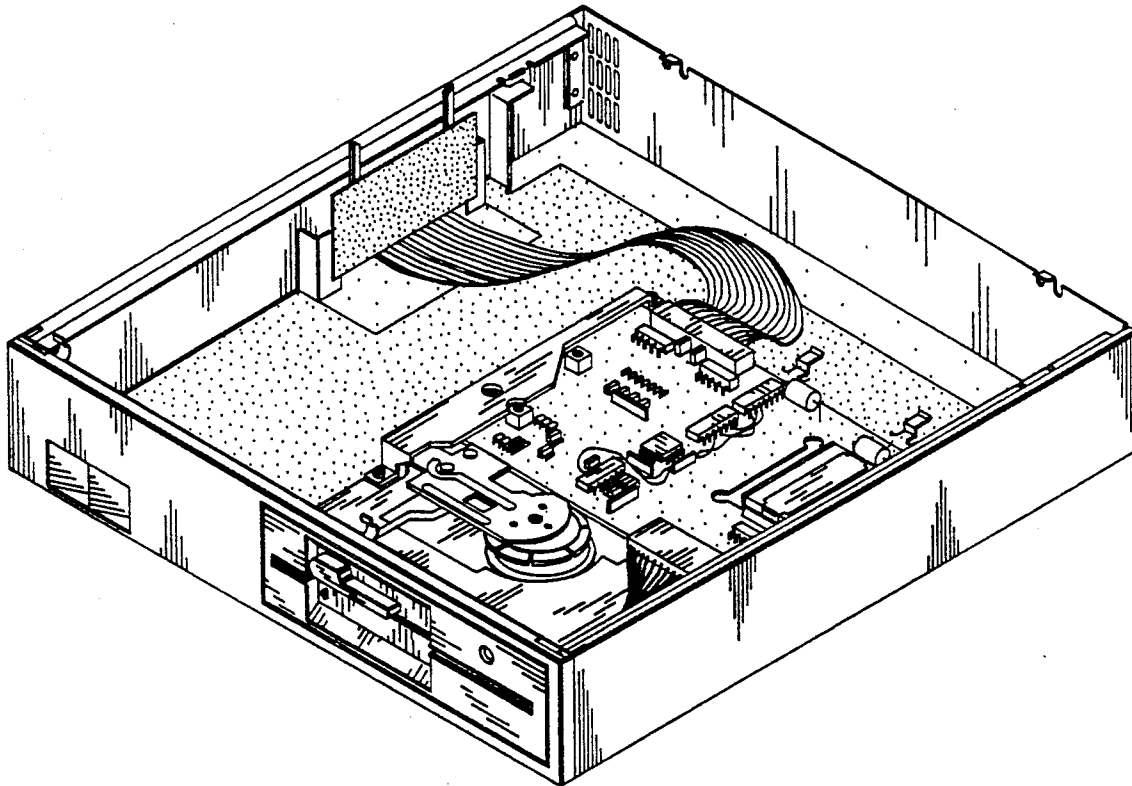


FIG. 1

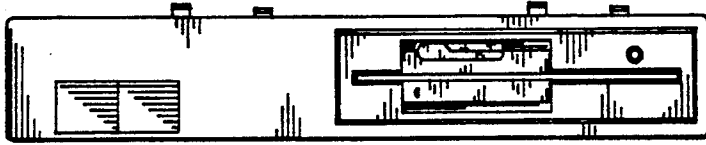


FIG. 5




FIG. 2

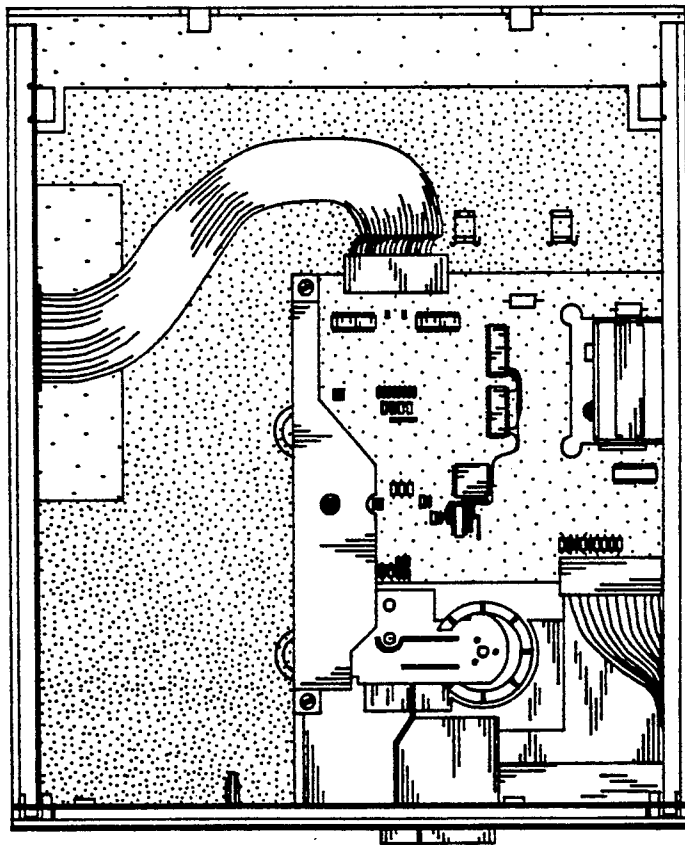


FIG. 3

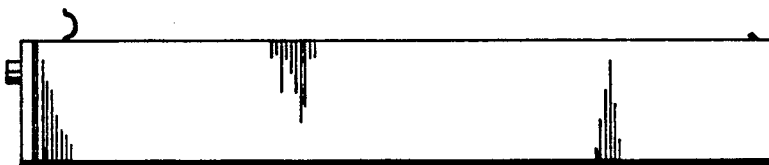


FIG. 4





FIG. 6



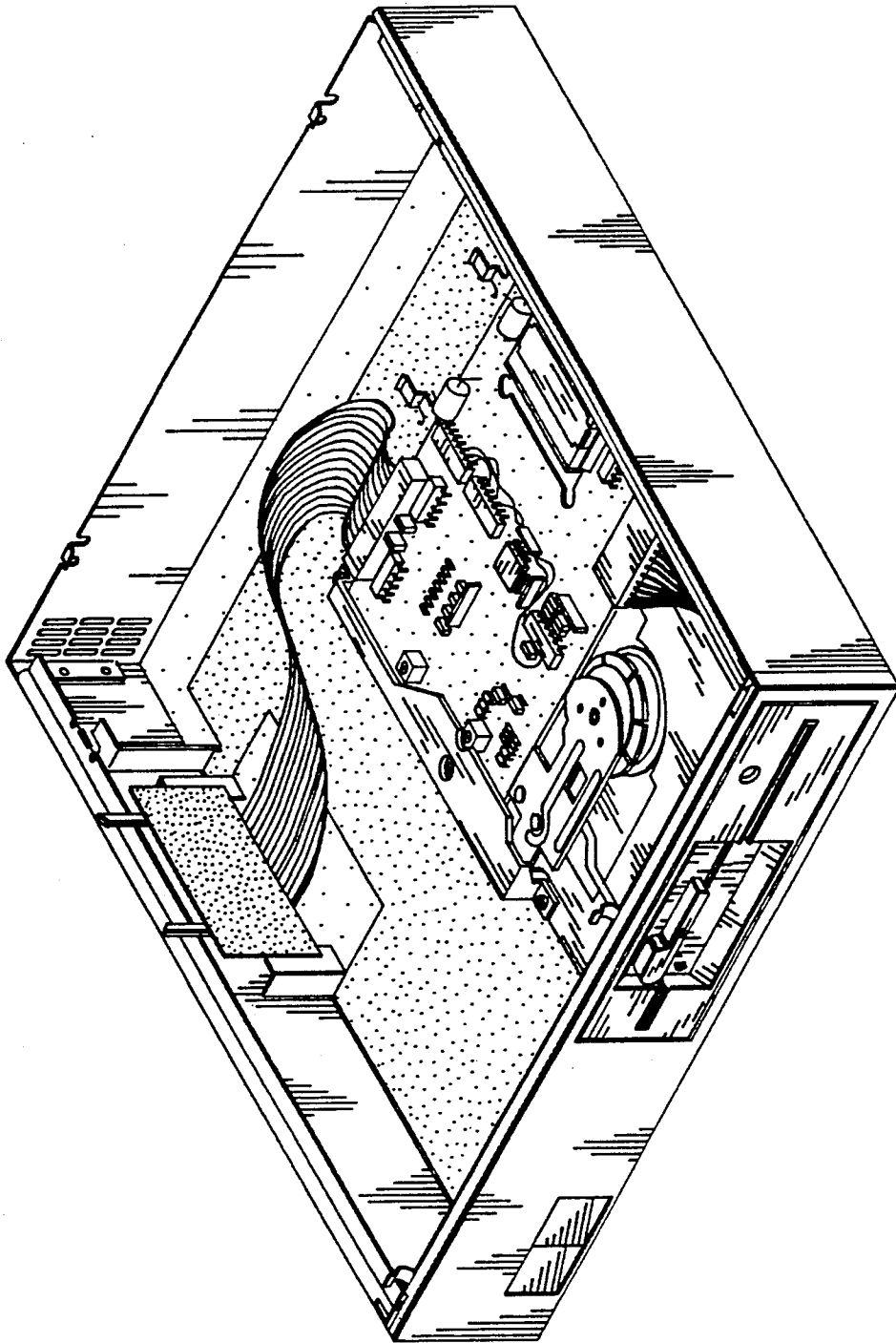


FIG. 7