



ThinkPad CD-RW/DVD-ROM Combo II Ultrabay Slim Drive

User's Guide



ThinkPad CD-RW/DVD-ROM Combo II Ultrabay Slim Drive

User's Guide

ATTENTION

Before installing this product, read the ThinkPad System *Safety Booklet*.

Note

Be sure to keep your proof of purchase, because it might be required for warranty services. See Apêndice B, "IBM Statement of Limited Warranty - Z125-4753-07 - 11/2002", na página 17

Índice

Safety information	v
General safety guidelines	vii
Service	vii
Power cords and power adapters	vii
Extension cords and related devices	viii
Plugs and outlets	viii
Batteries	ix
Heat and product ventilation	ix
CD and DVD drive safety	x
Registering your option	xi
Capítulo 1. Sobre a Unidade de CD-RW/DVD Combo II	1
Descrição do Produto	1
Descrição do Software	2
Requisitos de Instalação	3
Instalando a Unidade	3
Localizando os Controles da Unidade	4
Capítulo 2. Utilizando a Unidade de CD-RW/DVD Combo II	5
Antes de Começar	5
Manuseando e Cuidando de um Disco	5
Cuidando da Unidade de CD-RW/DVD Combo II.	6
Carregando um Disco	7
Ejetando um Disco Manualmente	7
Utilizando a Função de DVD	8
Ativando a Definição DMA	8
Instalando o WinDVD e Exibindo um Filme em DVD	9
Iniciando o WinDVD	10
Utilizando a Função de CD-R e CD-RW	10
Utilizando o DLA (Drive Letter Access)	11
Utilizando o Software RecordNow.	12
Fazendo Backup de um CD	13
Resolução de Problemas	13
Apêndice A. Service and Support	15
Online technical support	15
Telephone technical support	15
Apêndice B. IBM Statement of Limited Warranty - Z125-4753-07 - 11/2002.	17

Part 2 - Country-unique Terms 21
Part 3 - Warranty Information 35

Apêndice C. Notices **39**
Trademarks 40
Electronic emission notices 40
Federal Communications Commission (FCC) statement. 40

Safety information

Before installing this product, read the Safety Information.

مج، يجب قراءة دات السلامة

Antes de instalar este produto, leia as Informações de Segurança.

在安装本产品之前，请仔细阅读 **Safety Information** (安全信息)。

Prije instalacije ovog produkta obavezno pročitajte Sigurnosne Upute.

Před instalací tohoto produktu si přečtěte příručku bezpečnostních instrukcí.

Læs sikkerhedsforskrifterne, før du installerer dette produkt.

Ennen kuin asennat tämän tuotteen, lue turvaohjeet kohdasta Safety Information.

Avant d'installer ce produit, lisez les consignes de sécurité.

Vor der Installation dieses Produkts die Sicherheitshinweise lesen.

Πριν εγκαταστήσετε το προϊόν αυτό, διαβάστε τις πληροφορίες ασφάλειας (safety information).

לפני שתתקינו מוצר זה, קראו את הוראות הבטיחות.

A termék telepítése előtt olvassa el a Biztonsági előírásokat!

Prima di installare questo prodotto, leggere le Informazioni sulla Sicurezza.

製品の設置の前に、安全情報をお読みください。

본 제품을 설치하기 전에 안전 정보를 읽으십시오.

Пред да се инсталира овој продукт, прочитајте информацијата за безбедност.

Lees voordat u dit product installeert eerst de veiligheidsvoorschriften.

Les sikkerhetsinformasjonen (Safety Information) før du installerer dette produktet.

Przed zainstalowaniem tego produktu, należy zapoznać się z książką "Informacje dotyczące bezpieczeństwa" (Safety Information).

Antes de instalar este produto, leia as Informações sobre Segurança.

Перед установкой продукта прочтите инструкции по технике безопасности.

Pred inštaláciou tohto zariadenia si prečítajte Bezpečnostné predpisy.

Pred namestitvijo tega proizvoda preberite Varnostne informacije.

Antes de instalar este producto lea la información de seguridad.

Läs säkerhetsinformationen innan du installerar den här produkten.

安裝本產品之前，請先閱讀「安全資訊」。

General safety guidelines

Always observe the following precautions to reduce the risk of injury and property damage.

Service

Do not attempt to service a product yourself unless instructed to do so by the IBM Support Center. Use only an IBM authorized service provider who is approved to repair your particular product.

Note: Some parts can be upgraded or replaced by the customer. These parts are referred to as Customer Replaceable Units, or CRUs. IBM expressly identifies CRUs as such, and provides documentation with instructions when it is appropriate for customers to replace those parts. You must closely follow all instructions when performing such replacements. Always make sure that the power is turned off and that the product is unplugged from any power source before you attempt the replacement. If you have any questions or concerns, contact the IBM Support Center.

Power cords and power adapters

Use only the power cords and power adapters supplied by the product manufacturer.

Never wrap a power cord around the power adapter or other object. Doing so can stress the cord in ways that can cause the cord to fray, crack or crimp. This can present a safety hazard.

Always route power cords so that they will not be walked on, tripped over, or pinched by objects.

Protect the cord and power adapters from liquids. For instance, do not leave your cord or power adapter near sinks, tubs, toilets, or on floors that are cleaned with liquid cleansers. Liquids can cause a short circuit, particularly if the cord or power adapter has been stressed by misuse. Liquids can also cause gradual corrosion of the power cord terminals and/or the connector terminals on the adapter which can eventually result in overheating.

Always connect power cords and signal cables in the correct order and ensure that all power cord connectors are securely and completely plugged into receptacles.

Do not use any power adapter that shows corrosion at the ac input pins and/or shows signs of overheating (such as deformed plastic) at the ac input or anywhere on the power adapter.

Do not use any power cords where the electrical contacts on either end show signs of corrosion or overheating or where the power cord appears to have been damaged in any way.

Extension cords and related devices

Ensure that extension cords, surge protectors, uninterruptible power supplies, and power strips that you use are rated to handle the electrical requirements of the product. Never overload these devices. If power strips are used, the load should not exceed the power strip input rating. Consult an electrician for more information if you have questions about power loads, power requirements, and input ratings.

Plugs and outlets

If a receptacle (power outlet) that you intend to use with your computer equipment appears to be damaged or corroded, do not use the outlet until it is replaced by a qualified electrician.

Do not bend or modify the plug. If the plug is damaged, contact the manufacturer to obtain a replacement.

Some products are equipped with a three-pronged plug. This plug fits only into a grounded electrical outlet. This is a safety feature. Do not defeat this safety feature by trying to insert it into a non-grounded outlet. If you cannot insert the plug into the outlet, contact an electrician for an approved outlet adapter or to replace the outlet with one that enables this safety feature. Never overload an electrical outlet. The overall system load should not exceed 80 percent of the branch circuit rating. Consult an electrician for more information if you have questions about power loads and branch circuit ratings.

Be sure that the power outlet you are using is properly wired, easily accessible, and located close to the equipment. Do not fully extend power cords in a way that will stress the cords.

Connect and disconnect the equipment from the electrical outlet carefully

Batteries

All IBM personal computers contain a non-rechargeable coin cell battery to provide power to the system clock. In addition many mobile products such as ThinkPad notebook PCs utilize a rechargeable battery pack to provide system power when in portable mode. Batteries supplied by IBM for use with your product have been tested for compatibility and should only be replaced with IBM approved parts.

Never attempt to open or service any battery. Do not crush, puncture, or incinerate batteries or short circuit the metal contacts. Do not expose the battery to water or other liquids. Only recharge the battery pack strictly according to instructions included in the product documentation.

Battery abuse or mishandling can cause the battery to overheat, which can cause gasses or flame to “vent” from the battery pack or coin cell. If your battery is damaged, or if you notice any discharge from your battery or the buildup of foreign materials on the battery leads, stop using the battery and obtain a replacement from the battery manufacturer.

Batteries can degrade when they are left unused for long periods of time. For some rechargeable batteries (particularly Lithium Ion batteries), leaving a battery unused in a discharged state could increase the risk of a battery short circuit, which could shorten the life of the battery and can also pose a safety hazard. Do not let rechargeable Lithium-Ion batteries completely discharge or store these batteries in a discharged state.

Heat and product ventilation

Computers generate heat when turned on and when batteries are charging. Notebook PCs can generate a significant amount of heat due to their compact size. Always follow these basic precautions:

- Do not leave the base of your computer in contact with your lap or any part of your body for an extended period when the computer is functioning or when the battery is charging. Your computer produces some heat during normal operation. Extended contact with the body could cause discomfort or, potentially, a skin burn.
- Do not operate your computer or charge the battery near flammable materials or in explosive environments.
- Ventilation slots, fans and/or heat sinks are provided with the product for safety, comfort, and reliable operation. These features might inadvertently become blocked by placing the product on a bed, sofa, carpet, or other flexible surface. Never block, cover or disable these features.

CD and DVD drive safety

CD and DVD drives spin discs at a high speed. If a CD or DVD is cracked or otherwise physically damaged, it is possible for the disc to break apart or even shatter when the CD drive is in use. To protect against possible injury due to this situation, and to reduce the risk of damage to your machine, do the following:

- Always store CD/DVD discs in their original packaging
- Always store CD/DVD discs out of direct sunlight and away from direct heat sources
- Remove CD/DVD discs from the computer when not in use
- Do not bend or flex CD/DVD discs, or force them into the computer or their packaging
- Check CD/DVD discs for cracks before each use. Do not use cracked or damaged discs

Registering your option

Thank you for purchasing this IBM® product. Please take a few moments to register your product and provide us with information that will help IBM to better serve you in the future. Your feedback is valuable to us in developing products and services that are important to you, as well as in developing better ways to communicate with you. Register your option on the IBM Web site at

<http://www.ibm.com/pc/register/>

IBM will send you information and updates on your registered product unless you indicate on the Web site questionnaire that you do not want to receive further information.

Capítulo 1. Sobre a Unidade de CD-RW/DVD Combo II

Este manual fornece informações sobre registro, instalação e uso da Unidade IBM ThinkPad CD-RW/DVD-ROM Combo II Ultrabay Slim e está disponível no *CD do Software e Guia do Usuário* nos seguintes idiomas:

- Inglês
- Francês
- Alemão
- Italiano
- Japonês
- Espanhol
- Português do Brasil
- Chinês Simplificado
- Chinês Tradicional
- Checoslovaco
- Eslovaco
- Turco

Os apêndices deste guia contêm informações sobre garantia e avisos legais.

Descrição do Produto

A Unidade IBM ThinkPad CD-RW/DVD Combo II Ultrabay Slim pode gravar e ler discos de CD-RW e CD-R (CD-Gravável), bem como ler CDs e DVDs rotulados, produzidos em grande quantidade. Além disso, esta unidade pode ler mídias formatadas de DVD-RAM, DVD-R, DVD-RW, DVD+R e DVD+RW. (Algumas marcas de mídia de DVD+R e DVD+RW podem não ser compatíveis.)

Além deste *CD do Software e Guia do Usuário*, você deve ter recebido os seguintes itens:

- A Unidade de CD-RW/DVD Combo II Ultrabay Slim
- A caixa de transporte
- O *Guia de Segurança de Laser*
- O *Guia de Referência Rápida*

Nota: Seu kit pode conter também um disquete de atualização de software.

Entre em contato com o fornecedor se algum item estiver faltando ou com defeito. Não esqueça de guardar o comprovante de compra. Ele poderá ser exigido para o recebimento do serviço de garantia. Consulte Apêndice A, “Service and Support”, na página 15 para obter informações sobre suporte técnico.

Descrição do Software

O *CD do Software e Guia do Usuário da Unidade de CD-RW & DVD-ROM da IBM* contém o seguinte software:

- **IBM DLA (Drive Letter Access)**

Esse software permite gravar diretamente para a mídia de CD-RW ou CD-R utilizando a letra da unidade, como se estivesse gravando para um disquete. Todos os tipos de formato de disco podem ser formatados pelo DLA. Com o DLA, é possível arrastar e soltar arquivos, criar diretórios ou salvar arquivos de qualquer aplicativo diretamente para a unidade de CD-RW/DVD-ROM Combo II.

- **Leitora de UDF**

Esse software permite instalar o software para leitura de mídia de DVD-RAM, DVD-RW e CD-RW em computadores que possuem unidades de DVD. Ele também permite que você leia discos criados em DLA em sistemas sem o DLA instalado.

- **IBM RecordNow**

O IBM RecordNow é um software de masterização de disco que permite que você crie sua própria música ou discos de dados a partir de arquivos do seu computador ou de outro disco de mídia, como CDs ou DVDs. Os discos de música criados com o IBM RecordNow tocarão em qualquer aparelho de CD, de casa, do carro ou no CD-ROM do seu computador. O IBM RecordNow também facilita a criação de discos de dados que podem ser lidos em qualquer leitora apropriada de CD ou DVD.

Nota: Alguns aparelhos de DVD não conseguem ler mídia CD-R. Consulte a documentação que acompanha sua unidade para obter informações sobre o tipo de mídia suportada.

Com Assistentes simples e uma interface intuitiva com o usuário, o IBM RecordNow orienta você, passo a passo, no processo de gravação.

Utilizando o IBM RecordNow você pode criar:

- Cópias exatas de discos existentes - O recurso Exact Copy faz uma duplicata do disco mestre, transferindo o layout do disco original para a mídia de CD-R ou CD-RW.
- Discos de dados arquivados na unidade de disco rígido - O recurso Make a Data Disc é utilizado para armazenar dados eletrônicos, como arquivos e aplicativos que residem na unidade de disco rígido de seu computador. Ao contrário dos discos de música, os discos de dados são utilizados para armazenar arquivos que só podem ser lidos por um computador e não podem ser reproduzidos nos aparelhos de som da sua casa ou do seu carro - mesmo que haja arquivos de áudio no disco.
- Compilações de músicas de arquivos WAV, MP3 ou WMA, ou de discos de música existentes - O recurso Make a Music Disc cria discos de música personalizados a partir de arquivos na unidade de disco rígido ou em

discos de música existentes. O recurso CD music database pode marcar automaticamente seus arquivos com informações de monitoramento para ajudá-lo a organizar sua coleção.

Nota: Consulte a Ajuda On-Line do IBM RecordNow para obter informações adicionais sobre Como Fazer uma Cópia Exata, Criar um Disco de Dados ou Criar um Disco de Áudio com o IBM RecordNow. Consulte também “Utilizando o Software RecordNow” na página 12 para obter informações adicionais.

Para iniciar o RecordNow, conclua o seguinte procedimento:

1. Clique em **Iniciar**.
 2. Clique em **Programas**.
 3. Clique em **IBM RecordNow**.
 4. Clique em **RecordNow** para a abrir a janela do software de gravação principal.
- **Intervideo WinDVD**

Esse software permite reproduzir vídeos em DVD no computador ou reproduzir arquivos de vídeo a partir da unidade de disco rígido.

Nota: Algumas placas de vídeo, como FIREGL, Intergraph e 3DLabs, não suportam reprodução de vídeos em DVD.

Requisitos de Instalação

Para instalar a unidade de CD-RW/DVD Combo II, seu computador ThinkPad deve possuir os seguintes requisitos:

- Sistema ThinkPad com uma Unidade Ultrabay Slim
- ThinkPad X4 Ultrabase Dock ou Dock II com um opcional de Placa de Unidade ThinkPad Slim para Ultrabay 2000
- Sistema operacional Microsoft Windows® XP ou Microsoft Windows 2000 Professional

Nota: A IBM oferece suporte limitado para computadores com os sistemas operacionais de Desktop Microsoft Windows 95, Windows 98, Microsoft Windows Millennium Edition (Me) ou Microsoft Windows NT®.

Instalando a Unidade

Seu computador ThinkPad inclui um sistema de ajuda, Access ThinkPad, que fornece instruções de instalação da unidade específicas para seu computador. Para instalar corretamente a unidade de CD-RW/DVD Combo II no compartimento de unidade Ultrabay Slim, siga as instruções fornecidas no sistema de ajuda Access ThinkPad.

Localizando os Controles da Unidade

Consulte o guia do usuário do ThinkPad para obter instruções sobre como localizar os controles da unidade.

Capítulo 2. Utilizando a Unidade de CD-RW/DVD Combo II

Esta seção fornece informações sobre como manusear, carregar e cuidar de DVDs e CDs e como cuidar da sua unidade de CD-RW/DVD Combo II.

Antes de Começar

Para obter melhores resultados, releia as seguintes instruções antes de utilizar a unidade:

- Não mova o computador ThinkPad ao formatar ou gravar um disco porque isso pode causar erro de dados. Além disso, diminua a digitação durante a formatação ou gravação em um disco, pois isso também pode causar erros de dados.
- Mantenha o computador ThinkPad sobre uma superfície plana durante a gravação de um disco.
- Certifique-se de que o computador ThinkPad esteja ligado a uma tomada AC ao utilizar a unidade. O disco pode ser danificado se a bateria acabar durante a gravação em um disco.
- Desative os protetores de tela. O uso de um protetor de tela pode interromper o processo de formatação e gravação.
- Não coloque o computador ThinkPad no modo de hibernação ou suspensão durante a gravação em um disco.

Nota: Os resultados de leitura e gravação da unidade dependem da qualidade e das características da mídia de DVD ou CD utilizada.

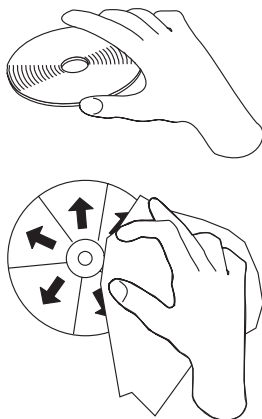
Manuseando e Cuidando de um Disco

Manuseie e limpe os discos com cuidado, especialmente tipos de mídia graváveis, como discos de CD-R e CD-RW, para que eles permaneçam legíveis. Você pode prolongar a vida útil dos discos tomando as seguintes precauções:

- Sempre guarde os CD-ROMs em seus pacotes originais
- Nunca exponha os CD-ROMs à luz solar direta
- Sempre mantenha os CD-ROMs longe de fontes diretas de calor
- Remova os CD-ROMs do computador quando não estiverem em uso
- Sempre verifique se os CD-ROMs apresentam defeitos ANTES de utilizá-los
- NÃO force os CD-ROMs no computador/pacote
- NÃO dobre ou entorte os CD-ROMs

IMPORTANTE: NÃO utilize CD-ROMs com defeitos.

Atenção: Limpar um disco fazendo movimentos circulares pode causar perda de dados.




- Manuseie um disco pelas bordas ou pelo orifício central. Não toque na superfície de um disco.
- Para remover pó ou marcas de dedo, limpe o disco do centro para a borda com um pano macio, sem fiapos.
- Não escreva na superfície de um disco.
- Não deixe um disco exposto à luz direta do sol.
- Não utilize produtos de limpeza comerciais para limpar um disco.
- Não entorte um disco.

Cuidando da Unidade de CD-RW/DVD Combo II

Para proteger a unidade durante a operação, tome as seguintes precauções:

- Remova o disco da unidade antes de movê-la.
- Não insira objetos estranhos na unidade.
- Não empilhe objetos na unidade.
- Não remova a tampa da unidade ou tente fazer reparos nela.
- Não opere a unidade sob quaisquer uma das seguintes condições:
 - Temperatura alta, umidade alta ou luz direta do sol
 - Vibração excessiva, choque repentino ou superfície inclinada
 - Poeira excessiva

Carregando um Disco

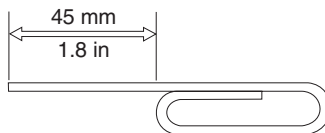


1. Pressione o botão de Ejeção. A bandeja desliza para fora da unidade.
2. Ponha o disco na bandeja com o rótulo voltado para cima.
3. Feche a bandeja com cuidado, empurrando-a até travar.

Atenção: Não force ou insira objetos estranhos na bandeja para abri-la. Se a bandeja não abrir quando o botão de ejeção for pressionado, consulte “Ejetando um Disco Manualmente” para obter mais informações.

Ejetando um Disco Manualmente

Se você pressionar o botão de Ejeção e a bandeja não deslizar, desligue o computador e estenda um clipe grande de papel para formar uma ferramenta, conforme mostrado na ilustração. A extremidade estendida deve ter pelo menos 45 mm (1,8 pol.). Insira a extremidade estendida no orifício de ejeção manual na parte frontal da unidade. Empurre o clipe até a bandeja abrir. Cuidadosamente, puxe a bandeja para fora até que possa remover o disco.



Utilizando a Função de DVD

Para utilizar a função de DVD, é necessário configurar seu computador conforme a seguir, após a instalação da unidade de CD-RW/DVD Combo II no compartimento de unidade Ultrabay Slim:

1. Ative a definição DMA (somente para usuários Windows XP e Windows 2000).
2. Instale o WinDVD (o programa de reprodução de filmes em DVD).

Nota: Para o Windows 95, a reprodução de filmes em DVD é suportada pelo Windows 95 OSR2.0 ou versões posteriores. Você pode verificar qual versão do Windows 95 está utilizando fazendo o seguinte:

1. Clique em **Iniciar, Configuração** e, em seguida, clique em **Painel de Controle**.
2. Dê um clique duplo em **Sistema**.

Leia os números em “Sistema”.

- 4.00.950B significa que sua versão é Windows 95 OSR2.0 ou OSR2.1.
- 4.00.950C significa que sua versão é Windows 95 OSR2.5.

Ativando a Definição DMA

Esta seção explica como ativar a definição DMA com o Windows 2000 e Windows XP:

Para Windows 2000

1. Clique em **Iniciar, Configuração** e clique em **Painel de Controle**.
2. Dê um clique duplo em **Sistema**.
3. Clique na guia **Hardware**.
4. Clique no botão **Gerenciador de Dispositivos**.
5. Clique em **Controlador IDE ATA/ATAPI** para expandir o submenu.
6. Dê um clique duplo em **IDE Secundário**. (Dê um clique duplo em **IDE Primário** se estiver utilizando o computador ThinkPad A21e.)
7. Selecione **DMA disponível** como Modo de Transferência.
8. Clique em **OK**.
9. Clique em **Fechar** para fechar a janela Propriedades do Sistema. Uma mensagem será exibida, informando que as configurações do sistema foram alteradas.
10. Clique em **OK** para reiniciar o sistema.

Para Windows XP

1. Clique em **Iniciar**, mova o cursor para **Meu Computador** e dê um clique.
2. Clique em **Exibir informações do sistema** em Tarefas do Sistema.

3. Clique na guia **Hardware**.
4. Clique no botão **Gerenciador de Dispositivos**.
5. Clique em **Controlador IDE ATA/ATAPI** para expandir o submenu.
6. Dê um clique duplo em **IDE Secundário**. (Dê um clique duplo em **IDE Primário** se estiver utilizando o computador ThinkPad A21e).
7. Clique na guia **Configurações Avançadas**.
8. Selecione **DMA se disponível** como Modo de Transferência.
9. Clique em **OK**.
10. Clique em **Fechar** para fechar a janela Propriedades do Sistema.

Instalando o WinDVD e Exibindo um Filme em DVD

Para instalar o WinDVD, vá para a seção "Software" do *CD do Software e Guia do Usuário*.

Depois de instalar a unidade de CD-RW/DVD Combo II e o WinDVD, você poderá assistir a um filme em DVD. Mas primeiro você precisa definir o código de região do DVD de acordo com o conteúdo do DVD.

Códigos de Região do DVD

Os códigos de região dos DVDs protegem seu conteúdo. O mundo é dividido em seis regiões e determinado conteúdo só pode ser exibido na região adequada. Por exemplo, o conteúdo da Região 1 só pode ser exibido nos EUA e Canadá. O WinDVD também é de região específica.

Verifique o código da região do conteúdo olhando no símbolo do código de região, na parte de trás da embalagem do conteúdo.

Código de região	Região
1	EUA e Canadá
2	Europa, Oriente Médio, África do Sul e Japão
3	Sudeste da Ásia, Taiwan, Coreia
4	América Latina, Austrália, Nova Zelândia
5	Antiga União Soviética, África do Norte, Índia
6	República Popular da China

Inicie o WinDVD inserindo o DVD na unidade. O código de região é automaticamente definido e você pode exibir o filme. Essa é a definição inicial.

Depois que o código de região tiver sido definido, se você inserir um DVD com um código de região diferente, a alteração será solicitada. O código de região da definição inicial pode ser alterado até quatro vezes.

Após o código ser alterado de sua definição inicial por quatro vezes, ele ficará fixo e não poderá mais ser alterado. Depois disso, você só poderá reproduzir o conteúdo do DVD nessa região.

Para exibir o status de código de região, clique no botão **WinDVD Properties** na interface com o usuário do WinDVD. A guia **General** contém essas informações.

Iniciando o WinDVD

Para iniciar o WinDVD, conclua o seguinte procedimento:

1. Clique em **Iniciar**.
2. Clique em **Programas**.
3. Clique em **InterVideo WinDVD**.
4. Clique em **InterVideo WinDVD** para abrir a janela de reprodução de filmes em DVD.

Para obter informações adicionais sobre como executar a reprodução de filmes em DVD, consulte as informações de ajuda do WinDVD no *CD do Software e Guia do Usuário*. Se quiser assistir a um filme em DVD na televisão, consulte a informações on-line fornecidas com o computador.

Notas:

1. O computador foi configurado para fornecer reprodução de áudio e vídeo da mais alta qualidade obtida com os recursos de sistema disponíveis. Você pode alterar as definições padrão alterando a definição de resolução de vídeo dentro do Painel de Controle. Alguns sistemas não possuem recursos suficientes para fornecer reprodução de áudio e vídeo com qualidade total em todas as definições de resolução. Se o desempenho da reprodução for de má qualidade, ajuste a resolução para uma definição mais baixa.
2. As correntes de áudio ou vídeo são decodificadas por software. Os subsistemas de áudio e vídeo precisam estar totalmente funcionais e ativados.

Utilizando a Função de CD-R e CD-RW

A unidade de CD-RW/DVD Combo II pode gravar em discos de CD-R e CD-RW. Os discos de CD-R não podem ser apagados, mas podem ser utilizados com unidades de CD-ROM padrão e CD players.

Você pode utilizar discos de CD-R para gravar trilhas de áudio, armazenar dados, arquivar arquivos e copiar arquivos de um outro CD.

Os discos de CD-RW podem ser apagados e regravados, mas podem ser utilizados apenas com unidades de DVD-ROM e de CD-ROM compatíveis com CD-RW e MR mais novas. Você pode utilizar discos de CD-RW para fazer backup, armazenar e atualizar arquivos ou copiar arquivos de um outro CD.

Notas:

1. Os discos de CD-R são reproduzíveis em CD players de áudio. Os discos de CD-RW não são reproduzidos na maioria dos CD players de áudio.
2. O software que acompanha esta unidade **não** ativa as capacidades de gravação da unidade de CD com os sistemas operacionais DOS, Windows 3.x ou IBM OS/2®.

Para obter informações adicionais sobre como utilizar o software, consulte "Utilizando o DLA (Drive Letter Access)" e "Utilizando o Software RecordNow" na página 12.

Utilizando o DLA (Drive Letter Access)

O DLA (Drive Letter Access) é fornecido para que você possa gravar dados em mídias de CD-R e CD-RW. A mídia de CD-RW pode ser gravada várias vezes, enquanto a mídia de CD-R só pode ser formatada e gravada uma vez.

Para formatar e gravar em mídia de CD-R ou CD-RW:

1. Insira um disco na unidade.
2. Dê um clique duplo em **Meu Computador**. Clique com o botão direito do mouse na letra da unidade de CD-RW/DVD-ROM Combo II.
3. Clique em **Formatar**. A formatação pode levar até 90 minutos.
4. Após a conclusão da formatação, será possível arrastar e soltar arquivos para o ícone da unidade Multi-Burner Ultrabay Slim ou mover arquivos no Windows Explorer.

Para tornar a mídia de CD-R compatível em outros computadores:

1. Dê um clique duplo em **Meu Computador**. Clique com o botão direito do mouse na letra da unidade de CD-RW/DVD-ROM Combo II.
2. Clique em **Tornar Compatível**.

Para utilizar mídia de CD-RW em formato UDF em outros computadores, o UDF Reader foi incluído no *CD do Software e Guia do Usuário*. Para utilizá-lo, siga este procedimento:

1. Insira o *CD de Software e do Guia do Usuário* na unidade de CD ou DVD do computador em que você deseja utilizar os discos com formato UDF.
2. Clique em **Iniciar**.
3. Clique em **Executar**.
4. Digite `e:\UDF\language` em que *e* é a letra da unidade de CD ou DVD e *language* e o seu idioma.
5. Clique em **OK**.
6. Dê um clique duplo em **SETUP.EXE** e siga as instruções na tela.

Nota: O UDF Reader é necessário somente em sistemas que não possuam outro programa DLA instalado.

Utilizando o Software RecordNow

O RecordNow permite gravar CDs de Áudio, CDs de Dados e copiar CDs existentes. Informações detalhadas sobre a utilização do RecordNow estão incluídas na ajuda do RecordNow. Para acessar a ajuda do RecordNow, pressione **F1** no menu RecordNow.

Para iniciar o RecordNow no Windows Me ou no Windows 2000, selecione **Iniciar**→**Programas**→**IBM RecordNow**.

Para iniciar o RecordNow no Windows XP, selecione **Iniciar**→**Todos os Programas**→**RecordNow**.

Uma vez iniciado o RecordNow, selecione um dos três processos a seguir:

- Fazer uma cópia exata: Selecione esta opção para fazer backup de seus próprios CDs ou para fazer cópias de CDs que você tenha criado anteriormente. Depois de selecionada essa opção, o RecordNow solicitará que você insira o disco a ser copiado e, em seguida, solicitará para inserir um disco vazio.
- Fazer um disco de música: Selecione essa opção para criar um CD de áudio. A segunda tela perguntará se você deseja criar um CD de áudio a partir de arquivos MP3 e Wave em seu disco rígido ou a partir de CDs de áudio. Também há uma opção para criar um disco para um MP3 player, que é um disco de dados especialmente formatado que pode ser reproduzido em MP3 players autônomos.
- Criar um disco de dados: Selecione essa opção para criar um disco contendo arquivos de dados do disco rígido. O RecordNow perguntará se deseja formatar o disco para DLA ou fazer um disco de dados para compartilhar com outros. O RecordNow solicitará que você insira um disco em branco. Em seguida, aparecerá uma tela que permite arrastar e soltar arquivos ou procurar arquivos em seu disco rígido.
- Depois de iniciar o RecordNow, você também pode executar operações especiais:
 - Clicando no botão **Favoritos**, você poderá carregar áudio, dados, MP3 ou uma imagem em CD salva anteriormente para gravar uma nova cópia.
 - Soltando uma imagem em CD ISO ou GI na caixa de arquivos de um CD de dados, você grava o arquivo de imagem diretamente no CD.
 - Para criar uma imagem ISO de um CD com RecordNow, selecione **Copiar um CD** e defina o gravador de destino para gravar o arquivo no disco rígido.

Nota: Para limitar a velocidade de gravação no RecordNow, selecione **Opções** e, na janela da guia Avançado, selecione a velocidade de sua preferência na caixa drop down intitulada Limitar a velocidade máxima do gravador.

Fazendo Backup de um CD

Para copiar um CD comercial, você deve possuir o copyright ou obter permissão do proprietário do copyright. Se você não possui os direitos autorais ou não obteve a permissão do proprietário dos direitos autorais, você pode estar violando a lei de direitos autorais e pode estar sujeito ao pagamento de danos ou outros reparos. Para obter mais informações sobre a lei de copyright, consulte um consultor legal.

Resolução de Problemas

Problemas no computador podem ser causados por erros no hardware, no software ou por erro do usuário. As informações nesta seção podem ser úteis para ajudá-lo a resolver problemas ou a reunir informações úteis que podem ser passadas a um técnico de serviço. Talvez seja necessário consultar também as publicações do computador, do sistema operacional e da placa de som.

Releia a lista a seguir para obter descrições dos problemas que podem ocorrer com você.

Não é possível criar um disco de multissessão.

Certifique-se de que haja espaço suficiente no disco para uma outra sessão. Gravar uma sessão requer espaço de entrada e de saída (aproximadamente 15 MB), além de dados que serão gravados.

Não é possível gravar com êxito em um disco de CD-R ou CD-RW.

Execute as seguintes ações:

1. Verifique se o processo não está sendo interrompido por um protetor de tela, por um programa de antivírus, de Internet ou de e-mail ou por outro software. Desative as funções que possam estar interrompendo a operação de gravação.
2. Verifique se o disco rígido foi desfragmentado.
3. Consulte o fabricante ou o fornecedor da unidade de disco rígido se uma unidade de disco rígido mais antiga estiver conduzindo recalibração térmica durante a operação de gravação.
4. Substitua o CD se ele estiver com defeito ou riscado.
5. Desative a função Notificação de Inserção Automática do Windows nas unidades de CD-ROM e CD-RW.

Não é possível ejetar um CD.

Execute as seguintes ações, após assegurar-se de que a unidade não esteja em processo de gravação em um disco:

1. Ejete o CD utilizando o software.
2. Utilize o botão de Ejeção.
3. Desligue o computador. Aguarde 45 segundos; em seguida, ligue o computador e tente utilizar o botão de Ejeção novamente.
4. Se outros métodos não funcionarem, utilize o orifício de ejeção manual usando as instruções dadas em “Ejetando um Disco Manualmente” na página 7.

Não é possível ler o CD após gravá-lo com êxito.

Execute as seguintes ações:

1. Se você consegue ler o CD em outro CD player ou consegue ver as sessões anteriores, as informações do diretório podem estar danificadas no volume, tornando-o ilegível. Para obter idéias sobre detecção de problemas, verifique a documentação que acompanha o software.
2. Você pode ter um disco de CD-R ou CD-RW danificado. Tente um novo disco de CD-R ou de CD-RW, ou uma outra marca de CD.
3. Se você consegue ler um disco de CD-RW na unidade de gravação, mas não em uma outra unidade MR, certifique-se de que um programa da Leitora UDF esteja instalado no computador.
4. Evite gravar em uma velocidade 1X mais lenta, a menos que requerido pelo computador.

Apêndice A. Service and Support

The following information describes the technical support that is available for your product, during the warranty period or throughout the life of the product. Refer to your IBM Statement of Limited Warranty for a full explanation of IBM warranty terms.

Online technical support

Online technical support is available during the life of your product through the Personal Computing Support Web site at www-3.ibm.com/pc/support/site.wss/.

During the warranty period, assistance for replacement or exchange of defective components is available. In addition, if your IBM option is installed in an IBM computer, you might be entitled to service at your location. Your technical support representative can help you determine the best alternative.

Telephone technical support

Installation and configuration support through the IBM Support Center will be withdrawn or made available for a fee, at IBM's discretion, 90 days after the option has been withdrawn from marketing. Additional support offerings, including step-by-step installation assistance, are available for a nominal fee.

To assist the technical support representative, have available as much of the following information as possible:

- Option name
- Option number
- Proof of purchase
- Computer manufacturer, model, serial number (if IBM), and manual
- Exact wording of the error message (if any)
- Description of the problem
- Hardware and software configuration information for your system

If possible, be at your computer. Your technical support representative might want to walk you through the problem during the call.

For the support telephone number and support hours by country, refer to the following table. If the number for your country or region is not listed, contact your IBM reseller or IBM marketing representative. Response time may vary depending on the number and nature of the calls received.

Phone numbers are subject to change without notice. For the latest phone number list, go to www-3.ibm.com/pc/support/site.wss/ and click **Support Phone List**.

Country or Region	Telephone Number	Country or Region	Telephone Number
Argentina	0800-666-0011	Malaysia	03-7727-7800
Australia	1300-130-426	Mexico	001-866-434-2080
Austria	01-24592-5901	Netherlands	020-514-5770
Belgium	Dutch 02-210-9820 French 02-210-9800	New Zealand	0800-446-149
Bolivia	0800-0189	Norway	66 81 11 00
Brazil	55-11-3889-8986	Peru	0-800-50-866
Canada	1-800-565-3344 Toronto 416-383-3344	Philippines	632-995-2225
Chile	800-224-488	Portugal	21-791 51 47
China (PRC)	800-810-1818	Russia	095-940-2000
China (Hong Kong S.A.R.)	852-2825-7799	Singapore	1800-840-9911
Columbia	980-912-3021	Spain	91-662 49 16
Denmark	45 20 82 00	Sweden	08-477 4420
Ecuador	1-800-426911 (option #4)	Switzerland	058-333-09-00
Finland	09-459 69 60	Taiwan	886-2-2725-9799
France	02 38 55 74 50	Thailand	66-2-273-4000
Germany	07032-1549 201	Turkey	00-800-446-32-041
Indonesia	021-523-8535	United Kingdom	0-1475-555 055
Ireland	01-815-9202	United States	1-800-426-7378
Italy	02-7031-6101	Uruguay	000-411-005-6649
Japan	Consumer customers 0120-887-870 Business customers 0120-887-874	Venezuela	0-800-100-2011
Luxembourg	298-977 5063	Vietnam	848-8295-160

Apêndice B. IBM Statement of Limited Warranty - Z125-4753-07 - 11/2002

Part 1 - General Terms

*This Statement of Limited Warranty includes Part 1 - General Terms, Part 2 - Country-unique Terms, and Part 3 - Warranty Information. The terms of Part 2 replace or modify those of Part 1. The warranties provided by IBM in this Statement of Limited Warranty apply only to Machines you purchase for your use, and not for resale. The term "Machine" means an IBM machine, its features, conversions, upgrades, elements, or accessories, or any combination of them. The term "Machine" does not include any software programs, whether pre-loaded with the Machine, installed subsequently or otherwise. **Nothing in this Statement of Limited Warranty affects any statutory rights of consumers that cannot be waived or limited by contract.***

What this Warranty Covers

IBM warrants that each Machine 1) is free from defects in materials and workmanship and 2) conforms to IBM's Official Published Specifications ("Specifications") which are available on request. The warranty period for the Machine starts on the original Date of Installation and is specified in Part 3 - Warranty Information. The date on your invoice or sales receipt is the Date of Installation unless IBM or your reseller informs you otherwise. Many features, conversions, or upgrades involve the removal of parts and their return to IBM. A part that replaces a removed part will assume the warranty service status of the removed part. Unless IBM specifies otherwise, these warranties apply only in the country or region in which you purchased the Machine.

THESE WARRANTIES ARE YOUR EXCLUSIVE WARRANTIES AND REPLACE ALL OTHER WARRANTIES OR CONDITIONS, EXPRESS OR IMPLIED, INCLUDING, BUT NOT LIMITED TO, THE IMPLIED WARRANTIES OR CONDITIONS OF MERCHANTABILITY AND FITNESS FOR A PARTICULAR PURPOSE. SOME STATES OR JURISDICTIONS DO NOT ALLOW THE EXCLUSION OF EXPRESS OR IMPLIED WARRANTIES, SO THE ABOVE EXCLUSION MAY NOT APPLY TO YOU. IN THAT EVENT, SUCH WARRANTIES ARE LIMITED IN DURATION TO THE WARRANTY PERIOD. NO WARRANTIES APPLY AFTER THAT PERIOD. SOME STATES OR JURISDICTIONS DO NOT ALLOW LIMITATIONS ON HOW LONG AN IMPLIED WARRANTY LASTS, SO THE ABOVE LIMITATION MAY NOT APPLY TO YOU.

What this Warranty Does not Cover

This warranty does not cover the following:

- any software programs, whether pre-loaded or shipped with the Machine, or installed subsequently;
- failure resulting from misuse (including but not limited to use of any Machine capacity or capability, other than that authorized by IBM in writing), accident, modification, unsuitable physical or operating environment, or improper maintenance by you;
- failure caused by a product for which IBM is not responsible; and
- any non-IBM products, including those that IBM may procure and provide with or integrate into an IBM Machine at your request.

The warranty is voided by removal or alteration of identification labels on the Machine or its parts.

IBM does not warrant uninterrupted or error-free operation of a Machine.

Any technical or other support provided for a Machine under warranty, such as assistance via telephone with "how-to" questions and those regarding Machine set-up and installation, is provided **WITHOUT WARRANTIES OF ANY KIND**.

How to Obtain Warranty Service

If the Machine does not function as warranted during the warranty period, contact IBM or your reseller to obtain warranty service. If you do not register the Machine with IBM, you may be required to present proof of purchase as evidence of your entitlement to warranty service.

What IBM Will Do to Correct Problems

When you call for service, you must follow the problem determination and resolution procedures that IBM specifies. A technician will attempt to make an initial diagnosis of your problem and help you resolve it over the telephone.

The type of warranty service applicable to your Machine is specified in Part 3 - Warranty Information.

You are responsible for downloading and installing designated Machine Code (microcode, basic input/output system code (called "BIOS"), utility programs, device drivers, and diagnostics delivered with an IBM Machine) and other software updates from an IBM Internet Web site or from other electronic media, and following the instructions that IBM provides.

If your problem can be resolved with a Customer Replaceable Unit ("CRU") (e.g., keyboard, mouse, speaker, memory, hard disk drive and other easily replaceable parts), IBM will ship these parts to you for replacement by you.

If the Machine does not function as warranted during the warranty period and your problem cannot be resolved over the telephone, through your application of Machine Code or software updates, or with a CRU, IBM or your reseller, if approved by IBM to provide warranty service, will either, at its discretion, 1) repair it to make it function as warranted, or 2) replace it with one that is at least functionally equivalent. If IBM is unable to do either, you may return the Machine to your place of purchase and your money will be refunded.

IBM or your reseller will also manage and install selected engineering changes that apply to the Machine.

Exchange of a Machine or Part

When the warranty service involves the exchange of a Machine or part, the item IBM or your reseller replaces becomes its property and the replacement becomes yours. You represent that all removed items are genuine and unaltered. The replacement may not be new, but will be in good working order and at least functionally equivalent to the item replaced. The replacement assumes the warranty service status of the replaced item.

Your Additional Responsibilities

Before IBM or your reseller exchanges a Machine or part, you agree to remove all features, parts, options, alterations, and attachments not under warranty service.

You also agree to:

1. ensure that the Machine is free of any legal obligations or restrictions that prevent its exchange;
2. obtain authorization from the owner to have IBM or your reseller service a Machine that you do not own; and
3. where applicable, before service is provided:
 - a. follow the service request procedures that IBM or your reseller provides;
 - b. backup or secure all programs, data, and funds contained in the Machine;
 - c. IBM or your reseller with sufficient, free, and safe access to your facilities to permit IBM to fulfill its obligations; and
 - d. inform IBM or your reseller of changes in the Machine's location.

4. (a) ensure all information about identified or identifiable individuals (Personal Data) is deleted from the Machine (to the extent technically possible), (b) allow IBM, your reseller or an IBM supplier to process on your behalf any remaining Personal Data as IBM or your reseller considers necessary to fulfill its obligations under this Statement of Limited Warranty (which may include shipping the Machine for such processing to other IBM service locations around the world), and (c) ensure that such processing complies with any laws applicable to such Personal Data.

Limitation of Liability

IBM is responsible for loss of, or damage to, your Machine only while it is 1) in IBM's possession or 2) in transit in those cases where IBM is responsible for the transportation charges.

Neither IBM nor your reseller are responsible for any of your confidential, proprietary or personal information contained in a Machine which you return to IBM for any reason. You should remove all such information from the Machine prior to its return.

Circumstances may arise where, because of a default on IBM's part or other liability, you are entitled to recover damages from IBM. In each such instance, regardless of the basis on which you are entitled to claim damages from IBM (including fundamental breach, negligence, misrepresentation, or other contract or tort claim), except for any liability that cannot be waived or limited by applicable laws, IBM is liable for no more than

1. damages for bodily injury (including death) and damage to real property and tangible personal property; and
2. the amount of any other actual direct damages, up to the charges (if recurring, 12 months' charges apply) for the Machine that is subject of the claim. For purposes of this item, the term "Machine" includes Machine Code and Licensed Internal Code ("LIC").

This limit also applies to IBM's suppliers and your reseller. It is the maximum for which IBM, its suppliers, and your reseller are collectively responsible.

UNDER NO CIRCUMSTANCES IS IBM, ITS SUPPLIERS OR RESELLERS LIABLE FOR ANY OF THE FOLLOWING EVEN IF INFORMED OF THEIR POSSIBILITY: 1) THIRD PARTY CLAIMS AGAINST YOU FOR DAMAGES (OTHER THAN THOSE UNDER THE FIRST ITEM LISTED ABOVE); 2) LOSS OF, OR DAMAGE TO, DATA; 3) SPECIAL, INCIDENTAL, OR INDIRECT DAMAGES OR FOR ANY ECONOMIC CONSEQUENTIAL DAMAGES; OR 4) LOST PROFITS, BUSINESS REVENUE, GOODWILL OR ANTICIPATED SAVINGS. SOME STATES OR JURISDICTIONS DO NOT ALLOW THE EXCLUSION OR LIMITATION OF INCIDENTAL OR CONSEQUENTIAL DAMAGES, SO THE ABOVE LIMITATION OR

EXCLUSION MAY NOT APPLY TO YOU. SOME STATES OR JURISDICTIONS DO NOT ALLOW LIMITATIONS ON HOW LONG AN IMPLIED WARRANTY LASTS, SO THE ABOVE LIMITATION MAY NOT APPLY TO YOU.

Governing Law

Both you and IBM consent to the application of the laws of the country in which you acquired the Machine to govern, interpret, and enforce all of your and IBM's rights, duties, and obligations arising from, or relating in any manner to, the subject matter of this Statement of Limited Warranty, without regard to conflict of law principles.

THESE WARRANTIES GIVE YOU SPECIFIC LEGAL RIGHTS AND YOU MAY ALSO HAVE OTHER RIGHTS WHICH VARY FROM STATE TO STATE OR JURISDICTION TO JURISDICTION.

Jurisdiction

All of our rights, duties, and obligations are subject to the courts of the country in which you acquired the Machine.

Part 2 - Country-unique Terms

AMERICAS

ARGENTINA

Governing Law: *The following is added after the first sentence:*

Any litigation arising from this Statement of Limited Warranty will be settled exclusively by the Ordinary Commercial Court of the city of Buenos Aires.

BRAZIL

Governing Law: *The following is added after the first sentence:*

Any litigation arising from this Statement of Limited Warranty will be settled exclusively by the court of Rio de Janeiro, RJ.

Peru

Limitation of Liability: *The following is added at the end of this section:*

In accordance with Article 1328 of the Peruvian Civil Code the limitations and exclusions specified in this section will not apply to damages caused by IBM's willful misconduct ("dolo") or gross negligence ("culpa inexcusable").

NORTH AMERICA

How to Obtain Warranty Service: *The following is added to this Section:*

To obtain warranty service from IBM in Canada or the United States, call 1-800-IBM-SERV (426-7378).

CANADA

Limitation of Liability: *The following replaces item 1 of this section:*

1. damages for bodily injury (including death) or physical harm to real property and tangible personal property caused by IBM's negligence; and

Governing Law: *The following replaces "laws of the country in which you acquired the Machine" in the first sentence:*

laws in the Province of Ontario.

UNITED STATES

Governing Law: *The following replaces "laws of the country in which you acquired the Machine" in the first sentence:*

laws of the State of New York.

ASIA PACIFIC

AUSTRALIA

What this Warranty Covers: *The following paragraph is added to this Section:*

The warranties specified in this Section are in addition to any rights you may have under the Trade Practices Act 1974 or other similar legislation and are only limited to the extent permitted by the applicable legislation.

Limitation of Liability: *The following is added to this Section:*

Where IBM is in breach of a condition or warranty implied by the Trade Practices Act 1974 or other similar legislation, IBM's liability is limited to the repair or replacement of the goods or the supply of equivalent goods. Where that condition or warranty relates to right to sell, quiet possession or clear title, or the goods are of a kind ordinarily acquired for personal, domestic or household use or consumption, then none of the limitations in this paragraph apply.

Governing Law: *The following replaces "laws of the country in which you acquired the Machine" in the first sentence:*

laws of the State or Territory.

CAMBODIA, LAOS, AND VIETNAM

Governing Law: *The following replaces “laws of the country in which you acquired the Machine” in the first sentence:*

laws of the State of New York, United States of America.

CAMBODIA, INDONESIA, LAOS, AND VIETNAM

Arbitration: The following is added under this heading:

Disputes arising out of or in connection with this Statement of Limited Warranty shall be finally settled by arbitration which shall be held in Singapore in accordance with the Arbitration Rules of Singapore International Arbitration Center (“SIAC Rules”) then in effect. The arbitration award shall be final and binding for the parties without appeal and shall be in writing and set forth the findings of fact and the conclusions of law.

The number of arbitrators shall be three, with each side to the dispute being entitled to appoint one arbitrator. The two arbitrators appointed by the parties shall appoint a third arbitrator who shall act as chairman of the proceedings. Vacancies in the post of chairman shall be filled by the president of the SIAC. Other vacancies shall be filled by the respective nominating party. Proceedings shall continue from the stage they were at when the vacancy occurred.

If one of the parties refuses or otherwise fails to appoint an arbitrator within 30 days of the date the other party appoints its, the first appointed arbitrator shall be the sole arbitrator, provided that the arbitrator was validly and properly appointed.

All proceedings shall be conducted, including all documents presented in such proceedings, in the English language. The English language version of this Statement of Limited Warranty prevails over any other language version.

HONG KONG S.A.R. OF CHINA AND MACAU S.A.R. OF CHINA

Governing Law: *The following replaces “laws of the country in which you acquired the Machine” in the first sentence:*

laws of Hong Kong Special Administrative Region of China.

INDIA

Limitation of Liability: *The following replaces items 1 and 2 of this Section:*

1. liability for bodily injury (including death) or damage to real property and tangible personal property will be limited to that caused by IBM’s negligence; and
2. as to any other actual damage arising in any situation involving nonperformance by IBM pursuant to, or in any way related to the subject of this Statement of Limited Warranty,, the charge paid by you for the

individual Machine that is the subject of the claim. For purposes of this item, the term "Machine" includes Machine Code and Licensed Internal Code ("LIC").

Arbitration: *The following is added under this heading:*

Disputes arising out of or in connection with this Statement of Limited Warranty shall be finally settled by arbitration which shall be held in Bangalore, India in accordance with the laws of India then in effect. The arbitration award shall be final and binding for the parties without appeal and shall be in writing and set forth the findings of fact and the conclusions of law.

The number of arbitrators shall be three, with each side to the dispute being entitled to appoint one arbitrator. The two arbitrators appointed by the parties shall appoint a third arbitrator who shall act as chairman of the proceedings. Vacancies in the post of chairman shall be filled by the president of the Bar Council of India. Other vacancies shall be filled by the respective nominating party. Proceedings shall continue from the stage they were at when the vacancy occurred.

If one of the parties refuses or otherwise fails to appoint an arbitrator within 30 days of the date the other party appoints its, the first appointed arbitrator shall be the sole arbitrator, provided that the arbitrator was validly and properly appointed.

All proceedings shall be conducted, including all documents presented in such proceedings, in the English language. The English language version of this Statement of Limited Warranty prevails over any other language version.

JAPAN

Governing Law: *The following sentence is added to this section:*

Any doubts concerning this Statement of Limited Warranty will be initially resolved between us in good faith and in accordance with the principle of mutual trust.

MALAYSIA

Limitation of Liability: *The word "SPECIAL" in item 3 of the fifth paragraph is deleted.*

NEW ZEALAND

What this Warranty Covers: *The following paragraph is added to this section:*

The warranties specified in this section are in addition to any rights you may have under the Consumer Guarantees Act 1993 or other legislation which

cannot be excluded or limited. The Consumer Guarantees Act 1993 will not apply in respect of any goods which IBM provides, if you require the goods for the purposes of a business as defined in that Act.

Limitation of Liability: *The following is added to this section:*

Where Machines are not acquired for the purposes of a business as defined in the Consumer Guarantees Act 1993, the limitations in this section are subject to the limitations in that Act.

PEOPLE'S REPUBLIC OF CHINA (PRC)

Governing Law: *The following replaces "laws of the country in which you acquired the Machine" in the first sentence:*

laws of the State of New York, United States of America (except when local law requires otherwise).

PHILIPPINES

Limitation of Liability: *Item 3 in the fifth paragraph is replaced by the following:*

SPECIAL (INCLUDING NOMINAL AND EXEMPLARY DAMAGES), MORAL, INCIDENTAL, OR INDIRECT DAMAGES FOR ANY ECONOMIC CONSEQUENTIAL DAMAGES; OR

Arbitration: The following is added under this heading

Disputes arising out of or in connection with this Statement of Limited Warranty shall be finally settled by arbitration which shall be held in Metro Manila, Philippines in accordance with the laws of the Philippines then in effect. The arbitration award shall be final and binding for the parties without appeal and shall be in writing and set forth the findings of fact and the conclusions of law.

The number of arbitrators shall be three, with each side to the dispute being entitled to appoint one arbitrator. The two arbitrators appointed by the parties shall appoint a third arbitrator who shall act as chairman of the proceedings. Vacancies in the post of chairman shall be filled by the president of the Philippine Dispute Resolution Center, Inc.. Other vacancies shall be filled by the respective nominating party. Proceedings shall continue from the stage they were at when the vacancy occurred.

If one of the parties refuses or otherwise fails to appoint an arbitrator within 30 days of the date the other party appoints its, the first appointed arbitrator shall be the sole arbitrator, provided that the arbitrator was validly and properly appointed.

All proceedings shall be conducted, including all documents presented in such proceedings, in the English language. The English language version of this Statement of Limited Warranty prevails over any other language version.

SINGAPORE

Limitation of Liability: The words "SPECIAL" and "ECONOMIC" in item 3 in the fifth paragraph are deleted.

EUROPE, MIDDLE EAST, AFRICA (EMEA)

THE FOLLOWING TERMS APPLY TO ALL EMEA COUNTRIES:

The terms of this Statement of Limited Warranty apply to Machines purchased from IBM or an IBM reseller.

How to Obtain Warranty Service: If you purchase a Machine in Austria, Belgium, Cyprus, Denmark, Estonia, Finland, France, Germany, Greece, Iceland, Ireland, Italy, Latvia, Liechtenstein, Lithuania, Luxembourg, Monaco, Netherlands, Norway, Portugal, Spain, San Marino, Sweden, Switzerland, United Kingdom or Vatican State, you may obtain warranty service for that Machine in any of those countries from either (1) an IBM reseller approved to perform warranty service or (2) from IBM, provided the Machine has been announced and made available by IBM in the country in which you wish to obtain service. If you purchased a Personal Computer Machine in Albania, Armenia, Belarus, Bosnia and Herzegovina, Bulgaria, Croatia, Czech Republic, Georgia, Hungary, Kazakhstan, Kyrgyzstan, Federal Republic of Yugoslavia, Former Yugoslav Republic of Macedonia (FYROM), Moldova, Poland, Romania, Russia, Slovak Republic, Slovenia, or Ukraine, you may obtain warranty service for that Machine in any of those countries from either (1) an IBM reseller approved to perform warranty service or (2) from IBM.

If you purchase a Machine in a Middle Eastern or African country, you may obtain warranty service for that Machine from the IBM entity within the country of purchase, if that IBM entity provides warranty service in that country, or from an IBM reseller, approved by IBM to perform warranty service on that Machine in that country. Warranty service in Africa is available within 50 kilometers of an IBM approved service provider. You are responsible for transportation costs for Machines located outside 50 kilometers of an IBM approved service provider.

*Add the following paragraph in **Western Europe** (Austria, Belgium, Cyprus, Denmark, Finland, France, Germany, Greece, Iceland, Ireland, Italy, Liechtenstein, Luxembourg, Monaco, Netherlands, Norway, Portugal, Spain, San Marino, Sweden, Switzerland, United Kingdom, Vatican State):*

The warranty for Machines acquired in Western Europe shall be valid and applicable in all Western Europe countries provided the Machines have been announced and made available in such countries.

Governing Law:

The phrase "the laws of the country in which you acquired the Machine" is replaced by:

1) "the laws of Austria" in **Albania, Armenia, Azerbaijan, Belarus, Bosnia-Herzegovina, Bulgaria, Croatia, Georgia, Hungary, Kazakhstan, Kyrgyzstan, FYR Macedonia, Moldova, Poland, Romania, Russia, Slovakia, Slovenia, Tajikistan, Turkmenistan, Ukraine, Uzbekistan, and FR Yugoslavia;** 2) "the laws of France" in **Algeria, Benin, Burkina Faso, Cameroon, Cape Verde, Central African Republic, Chad, Comoros, Congo Republic, Djibouti, Democratic Republic of Congo, Equatorial Guinea, French Guiana, French Polynesia, Gabon, Gambia, Guinea, Guinea-Bissau, Ivory Coast, Lebanon, Madagascar, Mali, Mauritania, Mauritius, Mayotte, Morocco, New Caledonia, Niger, Reunion, Senegal, Seychelles, Togo, Tunisia, Vanuatu, and Wallis & Futuna;** 3) "the laws of Finland" in **Estonia, Latvia, and Lithuania;** 4) "the laws of England" in **Angola, Bahrain, Botswana, Burundi, Egypt, Eritrea, Ethiopia, Ghana, Jordan, Kenya, Kuwait, Liberia, Malawi, Malta, Mozambique, Nigeria, Oman, Pakistan, Qatar, Rwanda, Sao Tome, Saudi Arabia, Sierra Leone, Somalia, Tanzania, Uganda, United Arab Emirates, the United Kingdom, West Bank/Gaza, Yemen, Zambia, and Zimbabwe;** and 5) "the laws of South Africa" in **South Africa, Namibia, Lesotho and Swaziland.**

Jurisdiction: *The following exceptions are added to this section:*

1) In **Austria** the choice of jurisdiction for all disputes arising out of this Statement of Limited Warranty and relating thereto, including its existence, will be the competent court of law in Vienna, Austria (Inner-City); 2) in **Angola, Bahrain, Botswana, Burundi, Egypt, Eritrea, Ethiopia, Ghana, Jordan, Kenya, Kuwait, Liberia, Malawi, Malta, Mozambique, Nigeria, Oman, Pakistan, Qatar, Rwanda, Sao Tome, Saudi Arabia, Sierra Leone, Somalia, Tanzania, Uganda, United Arab Emirates, West Bank/Gaza, Yemen, Zambia, and Zimbabwe** all disputes arising out of this Statement of Limited Warranty or related to its execution, including summary proceedings, will be submitted to the exclusive jurisdiction of the English courts; 3) in **Belgium and Luxembourg**, all disputes arising out of this Statement of Limited Warranty or related to its interpretation or its execution, the law, and the courts of the capital city, of the country of your registered office and/or commercial site location only are competent; 4) in **France, Algeria, Benin, Burkina Faso, Cameroon, Cape Verde, Central African Republic, Chad, Comoros, Congo Republic, Djibouti, Democratic Republic of Congo, Equatorial Guinea, French Guiana, French Polynesia, Gabon, Gambia, Guinea, Guinea-Bissau,**

Ivory Coast, Lebanon, Madagascar, Mali, Mauritania, Mauritius, Mayotte, Morocco, New Caledonia, Niger, Reunion, Senegal, Seychelles, Togo, Tunisia, Vanuatu, and Wallis & Futuna all disputes arising out of this Statement of Limited Warranty or related to its violation or execution, including summary proceedings, will be settled exclusively by the Commercial Court of Paris; 5) in **Russia**, all disputes arising out of or in relation to the interpretation, the violation, the termination, the nullity of the execution of this Statement of Limited Warranty shall be settled by Arbitration Court of Moscow; 6) in **South Africa, Namibia, Lesotho and Swaziland**, both of us agree to submit all disputes relating to this Statement of Limited Warranty to the jurisdiction of the High Court in Johannesburg; 7) in **Turkey** all disputes arising out of or in connection with this Statement of Limited Warranty shall be resolved by the Istanbul Central (Sultanahmet) Courts and Execution Directorates of Istanbul, the Republic of Turkey; 8) in each of the following specified countries, any legal claim arising out of this Statement of Limited Warranty will be brought before, and settled exclusively by, the competent court of a) Athens for **Greece**, b) Tel Aviv-Jaffa for **Israel**, c) Milan for **Italy**, d) Lisbon for **Portugal**, and e) Madrid for **Spain**; and 9) in the **United Kingdom**, both of us agree to submit all disputes relating to this Statement of Limited Warranty to the jurisdiction of the English courts.

Arbitration: *The following is added under this heading:*

In Albania, Armenia, Azerbaijan, Belarus, Bosnia-Herzegovina, Bulgaria, Croatia, Georgia, Hungary, Kazakhstan, Kyrgyzstan, FYR Macedonia, Moldova, Poland, Romania, Russia, Slovakia, Slovenia, Tajikistan, Turkmenistan, Ukraine, Uzbekistan, and FR Yugoslavia all disputes arising out of this Statement of Limited Warranty or related to its violation, termination or nullity will be finally settled under the Rules of Arbitration and Conciliation of the International Arbitral Center of the Federal Economic Chamber in Vienna (Vienna Rules) by three arbitrators appointed in accordance with these rules. The arbitration will be held in Vienna, Austria, and the official language of the proceedings will be English. The decision of the arbitrators will be final and binding upon both parties. Therefore, pursuant to paragraph 598 (2) of the Austrian Code of Civil Procedure, the parties expressly waive the application of paragraph 595 (1) figure 7 of the Code. IBM may, however, institute proceedings in a competent court in the country of installation.

In Estonia, Latvia and Lithuania all disputes arising in connection with this Statement of Limited Warranty will be finally settled in arbitration that will be held in Helsinki, Finland in accordance with the arbitration laws of Finland then in effect. Each party will appoint one arbitrator. The arbitrators will then jointly appoint the chairman. If arbitrators cannot agree on the chairman, then the Central Chamber of Commerce in Helsinki will appoint the chairman.

EUROPEAN UNION (EU)

THE FOLLOWING TERMS APPLY TO ALL EU COUNTRIES:

Consumers have legal rights under applicable national legislation governing the sale of consumer goods. Such rights are not affected by the warranties provided in this Statement of Limited Warranty.

How to Obtain Warranty Service: *The following is added to this section:*

To obtain warranty service from IBM in EU countries, see the telephone listing in Part 3 - Warranty Information.

You may contact IBM at the following address:

IBM Warranty & Service Quality Dept.

PO Box 30

Spango Valley

Greenock

Scotland PA 16 OAH

AUSTRIA, DENMARK, FINLAND, GREECE, ITALY, NETHERLANDS, PORTUGAL, SPAIN, SWEDEN AND SWITZERLAND

Limitation of Liability: *The following replaces the terms of this section in its entirety:*

Except as otherwise provided by mandatory law:

1. IBM's liability for any damages and losses that may arise as a consequence of the fulfillment of its obligations under or in connection with this Statement of Limited Warranty or due to any other cause related to this Statement of Limited Warranty is limited to the compensation of only those damages and losses proved and actually arising as an immediate and direct consequence of the non-fulfillment of such obligations (if IBM is at fault) or of such cause, for a maximum amount equal to the charges you paid for the Machine. For purposes of this item, the term "Machine" includes Machine Code and Licensed Internal Code ("LIC").

The above limitation shall not apply to damages for bodily injuries (including death) and damages to real property and tangible personal property for which IBM is legally liable.

2. **UNDER NO CIRCUMSTANCES IS IBM, ITS SUPPLIERS OR RESELLERS LIABLE FOR ANY OF THE FOLLOWING, EVEN IF INFORMED OF THEIR POSSIBILITY: 1) LOSS OF, OR DAMAGE TO,**

DATA; 2) INCIDENTAL OR INDIRECT DAMAGES, OR FOR ANY ECONOMIC CONSEQUENTIAL DAMAGES; 3) LOST PROFITS, EVEN IF THEY ARISE AS AN IMMEDIATE CONSEQUENCE OF THE EVENT THAT GENERATED THE DAMAGES; OR 4) LOSS OF BUSINESS, REVENUE, GOODWILL, OR ANTICIPATED SAVINGS.

FRANCE AND BELGIUM

Limitation of Liability: *The following replaces the terms of this section in its entirety:*

Except as otherwise provided by mandatory law:

1. IBM's liability for any damages and losses that may arise as a consequence of the fulfillment of its obligations under or in connection with this Statement of Limited Warranty is limited to the compensation of only those damages and losses proved and actually arising as an immediate and direct consequence of the non-fulfillment of such obligations (if IBM is at fault), for a maximum amount equal to the charges you paid for the Machine that has caused the damages. For purposes of this item, the term "Machine" includes Machine Code and Licensed Internal Code ("LIC").

The above limitation shall not apply to damages for bodily injuries (including death) and damages to real property and tangible personal property for which IBM is legally liable.

2. **UNDER NO CIRCUMSTANCES IS IBM, ITS SUPPLIERS OR RESELLERS LIABLE FOR ANY OF THE FOLLOWING, EVEN IF INFORMED OF THEIR POSSIBILITY: 1) LOSS OF, OR DAMAGE TO, DATA; 2) INCIDENTAL OR INDIRECT DAMAGES, OR FOR ANY ECONOMIC CONSEQUENTIAL DAMAGES; 3) LOST PROFITS, EVEN IF THEY ARISE AS AN IMMEDIATE CONSEQUENCE OF THE EVENT THAT GENERATED THE DAMAGES; OR 4) LOSS OF BUSINESS, REVENUE, GOODWILL, OR ANTICIPATED SAVINGS.**

THE FOLLOWING TERMS APPLY TO THE COUNTRY SPECIFIED:

AUSTRIA

What this Warranty Covers: *The following replaces the first sentence of the first paragraph of this section:*

The warranty for an IBM Machine covers the functionality of the Machine for its normal use and the Machine's conformity to its Specifications.

The following paragraphs are added to this Section:

The minimum warranty period for Machines is 12 months from the date of delivery. . The limitation period for consumers in action for breach of warranty

is the statutory period as a minimum. In case IBM or your reseller is unable to repair an IBM Machine, you can alternatively ask for a partial refund as far as justified by the reduced value of the unrepaired Machine or ask for a cancellation of the respective agreement for such Machine and get your money refunded.

The second paragraph does not apply.

What IBM Will Do to Correct Problems: *The following is added to this section:*

During the warranty period, transportation for delivery of the failing Machine to IBM will be at IBM's expense.

Limitation of Liability: *The following paragraph is added to this section:*

The limitations and exclusions specified in the Statement of Limited Warranty will not apply to damages caused by IBM with fraud or gross negligence and for express warranty.

The following sentence is added to the end of item 2:

IBM's liability under this item is limited to the violation of essential contractual terms in cases of ordinary negligence.

EGYPT

Limitation of Liability: *The following replaces item 2 in this section:*

as to any other actual direct damages, IBM's liability will be limited to the total amount you paid for the Machine that is the subject of the claim. For purposes of this item, the term "Machine" includes Machine Code and Licensed Internal Code (LIC).

Applicability of suppliers and resellers (unchanged).

FRANCE

Limitation of Liability: *The following replaces the second sentence of the first paragraph of this section:*

In such instances, regardless of the basis on which you are entitled to claim damages from IBM, IBM is liable for no more than: *(items 1 and 2 unchanged).*

GERMANY

What this Warranty Covers: *The following replaces the first sentence of the first paragraph of this section:*

The warranty for an IBM Machine covers the functionality of the Machine for its normal use and the Machine's conformity to its Specifications.

The following paragraphs are added to this section:

The minimum warranty period for Machines is twelve months. In case IBM or your reseller is unable to repair an IBM Machine, you can alternatively ask for a partial refund as far as justified by the reduced value of the unrepaired Machine or ask for a cancellation of the respective agreement for such Machine and get your money refunded.

The second paragraph does not apply.

What IBM Will Do to Correct Problems: *The following is added to this section:*

During the warranty period, transportation for delivery of the failing Machine to IBM will be at IBM's expense.

Limitation of Liability: *The following paragraph is added to this section:*

The limitations and exclusions specified in the Statement of Limited Warranty will not apply to damages caused by IBM with fraud or gross negligence and for express warranty.

The following sentence is added to the end of item 2:

IBM's liability under this item is limited to the violation of essential contractual terms in cases of ordinary negligence.

HUNGARY

Limitation of Liability: *The following is added at the end of this section:*

The limitation and exclusion specified herein shall not apply to liability for a breach of contract damaging life, physical well-being, or health that has been caused intentionally, by gross negligence, or by a criminal act.

The parties accept the limitations of liability as valid provisions and state that the Section 314.(2) of the Hungarian Civil Code applies as the acquisition price as well as other advantages arising out of the present Statement of Limited Warranty balance this limitation of liability.

IRELAND

What this Warranty Covers: *The following is added to this section:*

Except as expressly provided in these terms and conditions, all statutory

conditions, including all warranties implied, but without prejudice to the generality of the foregoing all warranties implied by the Sale of Goods Act 1893 or the Sale of Goods and Supply of Services Act 1980 are hereby excluded.

Limitation of Liability: *The following replaces the terms of this section in its entirety:*

For the purposes of this section, a "Default" means any act, statement, omission, or negligence on the part of IBM in connection with, or in relation to, the subject matter of this Statement of Limited Warranty in respect of which IBM is legally liable to you, whether in contract or tort. A number of Defaults which together result in, or contribute to, substantially the same loss or damage will be treated as one Default occurring on the date of occurrence of the last such Default.

Circumstances may arise where, because of a Default, you are entitled to recover damages from IBM.

This section sets out the extent of IBM's liability and your sole remedy.

1. IBM will accept unlimited liability for death or personal injury caused by the negligence of IBM.
2. Subject always to the Items for Which IBM is Not Liable below, IBM will accept unlimited liability for physical damage to your tangible property resulting from the negligence of IBM.
3. Except as provided in items 1 and 2 above, IBM's entire liability for actual damages for any one Default will not in any event exceed the greater of 1) EUR 125,000, or 2) 125% of the amount you paid for the Machine directly relating to the Default.

Items for Which IBM is Not Liable

Save with respect to any liability referred to in item 1 above, under no circumstances is IBM, its suppliers or resellers liable for any of the following, even if IBM or they were informed of the possibility of such losses:

1. loss of, or damage to, data;
2. special, indirect, or consequential loss; or
3. loss of profits, business, revenue, goodwill, or anticipated savings.

SLOVAKIA

Limitation of Liability: *The following is added to the end of the last paragraph:*

The limitations apply to the extent they are not prohibited under §§ 373-386 of the Slovak Commercial Code.

SOUTH AFRICA, NAMIBIA, BOTSWANA, LESOTHO AND SWAZILAND

Limitation of Liability: *The following is added to this section:*

IBM's entire liability to you for actual damages arising in all situations involving nonperformance by IBM in respect of the subject matter of this Statement of Warranty will be limited to the charge paid by you for the individual Machine that is the subject of your claim from IBM.

UNITED KINGDOM

Limitation of Liability: *The following replaces the terms of this section in its entirety:*

For the purposes of this section, a "Default" means any act, statement, omission, or negligence on the part of IBM in connection with, or in relation to, the subject matter of this Statement of Limited Warranty in respect of which IBM is legally liable to you, whether in contract or tort. A number of Defaults which together result in, or contribute to, substantially the same loss or damage will be treated as one Default.

Circumstances may arise where, because of a Default, you are entitled to recover damages from IBM.

This section sets out the extent of IBM's liability and your sole remedy.

1. IBM will accept unlimited liability for:
 - a. death or personal injury caused by the negligence of IBM; and
 - b. any breach of its obligations implied by Section 12 of the Sale of Goods Act 1979 or Section 2 of the Supply of Goods and Services Act 1982, or any statutory modification or re-enactment of either such Section.
2. IBM will accept unlimited liability, subject always to the Items for Which IBM is Not Liable below, for physical damage to your tangible property resulting from the negligence of IBM.
3. IBM's entire liability for actual damages for any one Default will not in any event, except as provided in items 1 and 2 above, exceed the greater of 1) Pounds Sterling 75,000, or 2) 125% of the total purchase price payable or the charges for the Machine directly relating to the Default.

These limits also apply to IBM's suppliers and resellers. They state the maximum for which IBM and such suppliers and resellers are collectively responsible.

Items for Which IBM is Not Liable

Save with respect to any liability referred to in item 1 above, under no circumstances is IBM or any of its suppliers or resellers liable for any of the following, even if IBM or they were informed of the possibility of such losses:

1. loss of, or damage to, data;
2. special, indirect, or consequential loss; or
3. loss of profits, business, revenue, goodwill, or anticipated savings.

Part 3 - Warranty Information

This Part 3 provides information regarding the warranty applicable to your Machine, including the warranty period and type of warranty service IBM provides.

Warranty Period

The warranty period may vary by country or region and is specified in the table below. NOTE: "Region" means either Hong Kong or Macau Special Administrative Region of China.

ThinkPad CD-RW/DVD-ROM Combo II Ultrabay Slim Drive

Country or Region of Purchase	Warranty Period	Type of Warranty Service
Worldwide	1 year	1 and 4

A warranty period of 1 year on parts and 1 year on labor means that IBM provides warranty service without charge for parts and labor during the 1 year warranty period.

Types of Warranty Service

If required, IBM provides repair or exchange service depending on the type of warranty service specified for your Machine in the above table and as described below. Warranty service may be provided by your reseller if approved by IBM to perform warranty service. Scheduling of service will depend upon the time of your call and is subject to parts availability. Service levels are response time objectives and are not guaranteed. The specified level of warranty service may not be available in all worldwide locations, additional charges may apply outside IBM's normal service area, contact your local IBM representative or your reseller for country and location specific information.

1. Customer Replaceable Unit ("CRU") Service

IBM will ship CRU parts to you for your replacement. If IBM instructs you to return the replaced CRU, you are responsible for returning it to IBM in accordance with IBM's instructions. If you do not return the defective CRU, if IBM so instructs, within 30 days of your receipt of the replacement CRU, IBM may charge you for the replacement.

2. On-site Service

IBM or your reseller will either repair or exchange the failing Machine at your location and verify its operation. You must provide suitable working area to allow disassembly and reassembly of the IBM Machine. The area must be clean, well lit and suitable for the purpose. **For some Machines, certain repairs may require sending the Machine to an IBM service center.**

3. Courier or Depot Service¹

You will disconnect the failing Machine for collection arranged by IBM. IBM will provide you with a shipping container for you to return your Machine to a designated service center. A courier will pick up your Machine and deliver it to the designated service center. Following its repair or exchange, IBM will arrange the return delivery of the Machine to your location. You are responsible for its installation and verification.

4. Customer Carry-In or Mail-In Service

You will deliver or mail as IBM specifies (prepaid unless IBM specifies otherwise) the failing Machine suitably packaged to a location IBM designates. After IBM has repaired or exchanged the Machine, IBM will make it available for your collection or, for Mail-in Service, IBM will return it to you at IBM's expense, unless IBM specifies otherwise. You are responsible for the subsequent installation and verification of the Machine.

The IBM Machine Warranty worldwide web site at http://www.ibm.com/servers/support/machine_warranties/ provides a worldwide overview of IBM's Limited Warranty for Machines, a Glossary of IBM definitions, Frequently Asked Questions (FAQs) and Support by Product (Machine) with links to Product Support pages. **The IBM Statement of Limited Warranty is also available on this site in 29 languages.**

To obtain warranty service contact IBM or your IBM reseller. In Canada or the United States, call 1-800-IBM-SERV (426-7378). For other countries, see the telephone numbers below.

1. This type of service is called ThinkPad EasyServ or EasyServ in some countries.

Phone numbers are subject to change without notice. For the latest phone number list, go to www-3.ibm.com/pc/support/site.wss/ and click **Support Phone List**.

Country or Region	Telephone Number	Country or Region	Telephone Number
Argentina	0800-666-0011	Malaysia	03-7727-7800
Australia	1300-130-426	Mexico	001-866-434-2080
Austria	01-24592-5901	Netherlands	020-514-5770
Belgium	Dutch 02-210-9820 French 02-210-9800	New Zealand	0800-446-149
Bolivia	0800-0189	Norway	66 81 11 00
Brazil	55-11-3889-8986	Peru	0-800-50-866
Canada	1-800-565-3344 Toronto 416-383-3344	Philippines	632-995-2225
Chile	800-224-488	Portugal	21-791 51 47
China (PRC)	800-810-1818	Russia	095-940-2000
China (Hong Kong S.A.R.)	852-2825-7799	Singapore	1800-840-9911
Columbia	980-912-3021	Spain	91-662 49 16
Denmark	45 20 82 00	Sweden	08-477 4420
Ecuador	1-800-426911 (option #4)	Switzerland	058-333-09-00
Finland	09-459 69 60	Taiwan	886-2-2725-9799
France	02 38 55 74 50	Thailand	66-2-273-4000
Germany	07032-1549 201	Turkey	00-800-446-32-041
Indonesia	021-523-8535	United Kingdom	0-1475-555 055
Ireland	01-815-9202	United States	1-800-426-7378
Italy	02-7031-6101	Uruguay	000-411-005-6649
Japan	Consumer customers 0120-887-870 Business customers 0120-887-874	Venezuela	0-800-100-2011
Luxembourg	298-977 5063	Vietnam	848-8295-160

Apêndice C. Notices

IBM may not offer the products, services, or features discussed in this document in all countries. Consult your local IBM representative for information on the products and services currently available in your area. Any reference to an IBM product, program, or service is not intended to state or imply that only that IBM product, program, or service may be used. Any functionally equivalent product, program, or service that does not infringe any IBM intellectual property right may be used instead. However, it is the user's responsibility to evaluate and verify the operation of any non-IBM product, program, or service.

IBM may have patents or pending patent applications covering subject matter described in this document. The furnishing of this document does not give you any license to these patents. You can send license inquiries, in writing, to:

*IBM Director of Licensing
IBM Corporation
North Castle Drive
Armonk, NY 10504-1785
U.S.A.*

INTERNATIONAL BUSINESS MACHINES CORPORATION PROVIDES THIS PUBLICATION "AS IS" WITHOUT WARRANTY OF ANY KIND, EITHER EXPRESS OR IMPLIED, INCLUDING, BUT NOT LIMITED TO, THE IMPLIED WARRANTIES OF NON-INFRINGEMENT, MERCHANTABILITY OR FITNESS FOR A PARTICULAR PURPOSE. Some jurisdictions do not allow disclaimer of express or implied warranties in certain transactions, therefore, this statement may not apply to you.

This information could include technical inaccuracies or typographical errors. Changes are periodically made to the information herein; these changes will be incorporated in new editions of the publication. IBM may make improvements and/or changes in the product(s) and/or the program(s) described in this publication at any time without notice.

The products described in this document are not intended for use in implantation or other life support applications where malfunction may result in injury or death to persons. The information contained in this document does not affect or change IBM product specifications or warranties. Nothing in this document shall operate as an express or implied license or indemnity under the intellectual property rights of IBM or third parties. All information contained in this document was obtained in specific environments and is presented as an illustration. The result obtained in other operating environments may vary.

IBM may use or distribute any of the information you supply in any way it believes appropriate without incurring any obligation to you.

Any references in this publication to non-IBM Web sites are provided for convenience only and do not in any manner serve as an endorsement of those Web sites. The materials at those Web sites are not part of the materials for this IBM product, and use of those Web sites is at your own risk.

Any performance data contained herein was determined in a controlled environment. Therefore, the result obtained in other operating environments may vary significantly. Some measurements may have been made on development-level systems and there is no guarantee that these measurements will be the same on generally available systems. Furthermore, some measurements may have been estimated through extrapolation. Actual results may vary. Users of this document should verify the applicable data for their specific environment.

Trademarks

The following terms are trademarks of International Business Machines Corporation in the United States, other countries, or both:

- IBM
- IBM Logo
- ThinkPad
- OS/2
- Ultrabay

Microsoft, Windows, and Windows NT are trademarks of Microsoft Corporation in the United States, other countries, or both.

Other company, product, or service names may be trademarks or service marks of others.

Electronic emission notices

ThinkPad CD-RW/DVD-ROM Combo II Ultrabay Slim Drive

Federal Communications Commission (FCC) statement

Note: This equipment has been tested and found to comply with the limits for a Class B digital device, pursuant to Part 15 of the FCC Rules. These limits are designed to provide reasonable protection against harmful interference in a residential installation. This equipment generates, uses, and can radiate radio frequency energy and, if not installed and used in accordance with the instructions, may cause harmful interference to radio communications. However, there is no guarantee that interference will not occur in a particular

installation. If this equipment does cause harmful interference to radio or television reception, which can be determined by turning the equipment off and on, the user is encouraged to try to correct the interference by one or more of the following measures:

- Reorient or relocate the receiving antenna.
- Increase the separation between the equipment and receiver.
- Connect the equipment into an outlet on a circuit different from that to which the receiver is connected.
- Consult an IBM authorized dealer or service representative for help.

Properly shielded and grounded cables and connectors must be used in order to meet FCC emission limits. Proper cables and connectors are available from IBM authorized dealers. IBM is not responsible for any radio or television interference caused by using other than recommended cables and connectors or by unauthorized changes or modifications to this equipment. Unauthorized changes or modifications could void the user's authority to operate the equipment.

This device complies with Part 15 of the FCC Rules. Operation is subject to the following two conditions: (1) this device may not cause harmful interference, and (2) this device must accept any interference received, including interference that may cause undesired operation.

Responsible party:

International Business Machines Corporation
New Orchard Road
Armonk, NY 10504
Telephone: 1-919-543-2193



**Tested To Comply
With FCC Standards**

FOR HOME OR OFFICE USE

Industry Canada Class B emission compliance statement

This Class B digital apparatus complies with Canadian ICES-003.

Avis de conformité à la réglementation d'Industrie Canada

Cet appareil numérique de la classe B est conforme à la norme NMB-003 du Canada.

Deutsche EMV-Direktive (electromagnetische Verträglichkeit)

Zulassungbescheinigung laut dem Deutschen Gesetz über die elektromagnetische Verträglichkeit von Geräten (EMVG) vom 30. August 1995 (bzw. der EMC EG Richtlinie 89/336):

Dieses Gerät ist berechtigt in Übereinstimmung mit dem Deutschen EMVG das EG-Konformitätszeichen - CE - zu führen. Verantwortlich für die Konformitätserklärung nach Paragraph 5 des EMVG ist die:

IBM Deutschland Informationssysteme GmbH, 70548 Stuttgart.

Informationen in Hinsicht EMVG Paragraph 3 Abs. (2) 2:

Das Gerät erfüllt die Schutzanforderungen nach EN 55024:1998 und EN 55022:1998 Klasse B.

EN 55022 Hinweis:

“Wird dieses Gerät in einer industriellen Umgebung betrieben (wie in EN 55022:B festgelegt), dann kann es dabei eventuell gestört werden. In solch einem FA11 ist der Abstand bzw. die Abschirmung zu der industriellen Störquelle zu vergrößern.”

Anmerkung:

Um die Einhaltung des EMVG sicherzustellen sind die Geräte, wie in den IBM Handbüchern angegeben, zu installieren und zu betreiben.

European Union - emission directive

This product is in conformity with the protection requirements of EU Council Directive 89/336/ECC on the approximation of the laws of the Member States relating to electromagnetic compatibility.

IBM can not accept responsibility for any failure to satisfy the protection requirements resulting from a non-recommended modification of the product, including the fitting of non-IBM option cards.

This product has been tested and found to comply with the limits for Class B Information Technology Equipment according to European Standard EN 55022. The limits for Class B equipment were derived for typical residential environments to provide reasonable protection against interference with licensed communication devices.

Union Européenne - Directive Conformité électromagnétique

Ce produit est conforme aux exigences de protection de la Directive 89/336/EEC du Conseil de l'UE sur le rapprochement des lois des États membres en matière de compatibilité électromagnétique.

IBM ne peut accepter aucune responsabilité pour le manquement aux exigences de protection résultant d'une modification non recommandée du produit, y compris l'installation de cartes autres que les cartes IBM.

Ce produit a été testé et il satisfait les conditions de l'équipement informatique de Classe B en vertu de Standard européen EN 55022. Les conditions pour l'équipement de Classe B ont été définies en fonction d'un contexte résidentiel ordinaire afin de fournir une protection raisonnable contre l'interférence d'appareils de communication autorisés.

Unione Europea - Directiva EMC (Conformidad electromagnética)

Este producto satisface los requisitos de protección del Consejo de la UE, Directiva 89/336/CEE en lo que a la legislatura de los Estados Miembros sobre compatibilidad electromagnética se refiere.

IBM no puede aceptar responsabilidad alguna si este producto deja de satisfacer dichos requisitos de protección como resultado de una modificación no recomendada del producto, incluyendo el ajuste de tarjetas de opción que no sean IBM.

Este producto ha sido probado y satisface los límites para Equipos Informáticos Clase B de conformidad con el Estándar Europeo EN 55022. Los límites para los equipos de Clase B se han establecido para entornos residenciales típicos a fin de proporcionar una protección razonable contra las interferencias con dispositivos de comunicación licenciados.

Union Europea - Normativa EMC

Questo prodotto è conforme alle normative di protezione ai sensi della Direttiva del Consiglio dell'Unione Europea 89/336/CEE sull'armonizzazione legislativa degli stati membri in materia di compatibilità elettromagnetica.

IBM non accetta responsabilità alcuna per la mancata conformità alle normative di protezione dovuta a modifiche non consigliate al prodotto, compresa l'installazione di schede e componenti di marca diversa da IBM.

Le prove effettuate sul presente prodotto hanno accertato che esso rientra nei limiti stabiliti per le apparecchiature di informatica Classe B ai sensi della Norma Europea EN 55022. I limiti delle apparecchiature della Classe B sono stati stabiliti al fine di fornire ragionevole protezione da interferenze mediante dispositivi di comunicazione in concessione in ambienti residenziali tipici.

이 기기는 가정용으로 전자파 적합등록을 한 기기로서
주거지역에서는 물론 모든 지역에서 사용할 수 있습니다.

この装置は、情報処理装置等電波障害自主規制協議会（VCCI）の基準に基づくクラスB情報技術装置です。この装置は、家庭環境で使用することを目的としていますが、この装置がラジオやテレビジョン受信機に近接して使用されると、受信障害を引き起こすことがあります。
取扱説明書に従って正しい取り扱いをして下さい。

Japanese statement of compliance for products less than or equal to 20 A per phase

高調波ガイドライン適合品



Número da Peça: 73P3292

Impresso em Brazil

(1P) P/N: 73P3292

