



US00D328596S

**United States Patent** [19]  
**Manabe**

[11] **Patent Number: Des. 328,596**  
[45] **Date of Patent: \*\* Aug. 11, 1992**

[54] **CURSOR CONTROL FOR COMPUTER**  
  
[75] **Inventor: Yoshiyuki Manabe, Ebina, Japan**  
  
[73] **Assignee: International Business Machines Corporation, Armonk, N.Y.**  
  
[\*\*] **Term: 14 Years**  
  
[21] **Appl. No.: 515,153**  
  
[22] **Filed: Apr. 25, 1990**

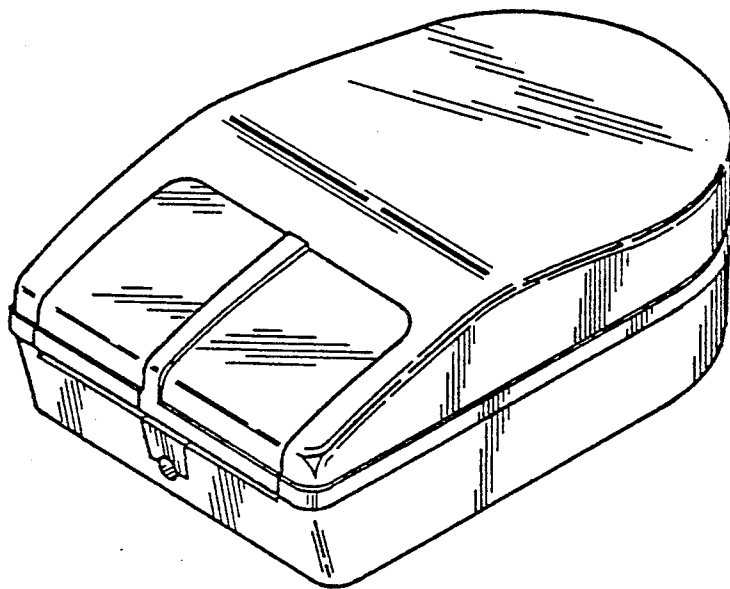
[56] **References Cited**  
**U.S. PATENT DOCUMENTS**  
D. 301,142 5/1989 Chu ..... D14/114  
D. 305,331 1/1990 Esslinger ..... D14/114  
D. 305,649 1/1990 Lin ..... D14/114  
D. 306,017 2/1990 Shulman et al. .... D14/114  
D. 307,137 4/1990 Alfonso ..... D14/114

*Primary Examiner*—Wallace R. Burke  
*Assistant Examiner*—Freda S. Nunn  
*Attorney, Agent, or Firm*—Joscelyn G. Cockburn

[57] **CLAIM**  
The ornamental design for the cursor control for computer, as shown and described.

[30] **Foreign Application Priority Data**  
Oct. 26, 1989 [JP] Japan ..... 1-38869  
[52] **U.S. Cl. .... D14/114**  
[58] **Field of Search .... D14/100, 101, 114;**  
**D21/13, 48; D13/158; 273/148 B; 200/5 A, 5**  
**R, 6 A, 6 R; 74/471 XY; 178/18, 19; 382/13;**  
**340/707, 709, 710**

**DESCRIPTION**  
FIG. 1 is a top front and right side perspective view of a cursor control for computer showing my new design; FIG. 2 is a front elevational view thereof; FIG. 3 is a top plan view thereof; FIG. 4 is a rear elevational view thereof; FIG. 5 is a bottom plan view thereof; and, FIG. 6 is a left side elevational view thereof.



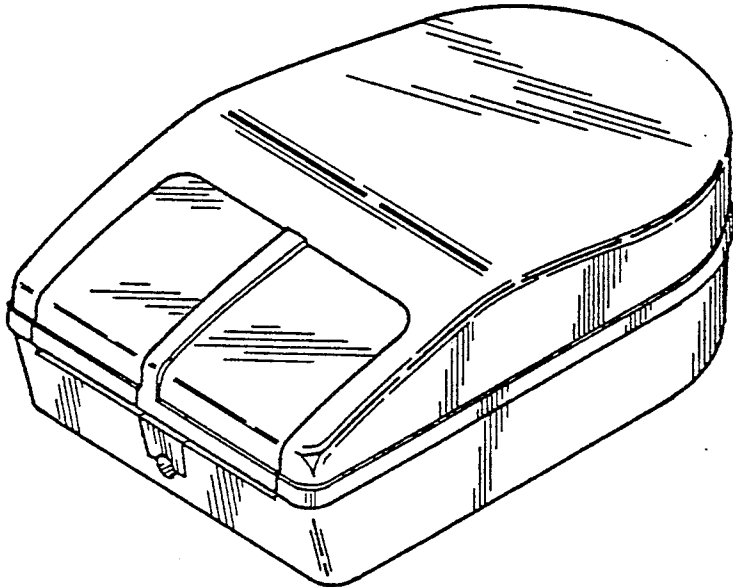


FIG. 1

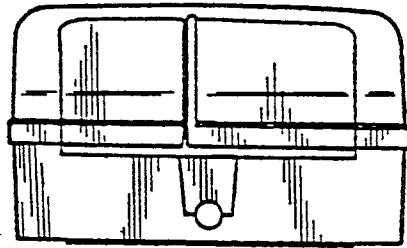


FIG. 2

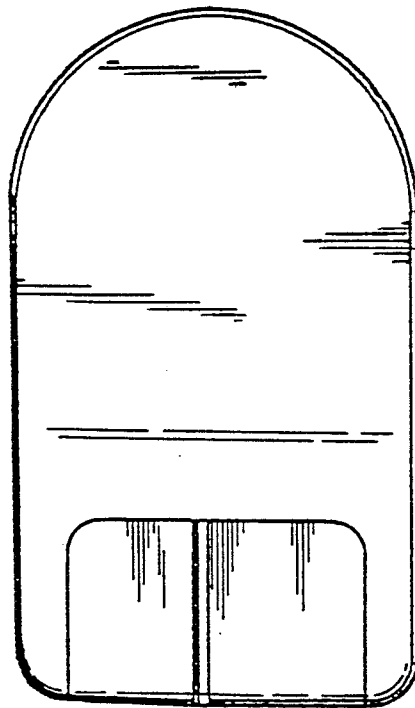


FIG. 3

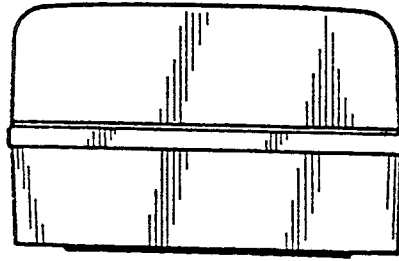


FIG. 4

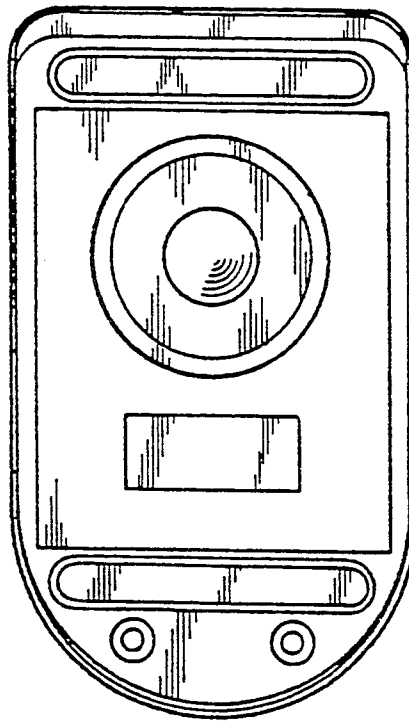


FIG. 5

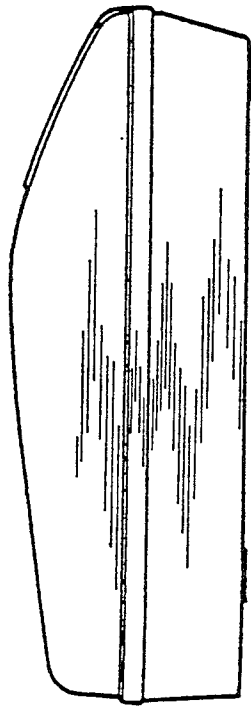


FIG. 6